

The innovative SB[®] connectors provide cost-effective reliability, design flexibility and safety for your products' manufacture, installation and maintenance.

APP's 2 pole connector is available with a 350 amp rating, 600 Volts continuous AC or DC operation. There are SB[®] connectors for many applications and wire sizes, 2/0 AWG to 300 mcm (67.4 to 152.0 mm²). Mechanical keys ensure connectors will only mate with connectors of the same color. Different color housings are selected to identify voltages, thus preventing mismatching of the power supply system.

FEATURES

- **Mechanical keyed housings**
Prevents accidental mating of components operating at different voltage levels
- **Single-piece housing and unitized construction**
Provides industrial quality and durability
- **Genderless design**
Makes assembly quick and easy and reduces number of parts stocked



PRODUCT SPECIFICATIONS

Connector Model	SB [®] 350	Connector Model	SB [®] 350
UL Current Rating (Amperes)*	350*	Life	
UL Voltage Ratings (Volts)	600*	a. No load (Contact/Disconnect Cycles)	To 10,000
Contact Barrel Wire Size (AWG)	2/0 to 300 mcm	b. Under Load (Hot Plug 250 cycles @ 120V)	100A
(mm ²)	67.4 to 152.0	Avg. Connection/Disconnect (lbf)	30
Maximum Wire Insulation Diameter (inches)	1.10	Operating Temperature Range °C**	-20° to 105°
(mm)	27.9	°F	-4° to 221°
AVG Contact Resistance* (micro-ohms)	50	Flammability Rating of Housing Material	UL94 V-0
Insulation Withstanding Test Voltage (Volts AC/DC)	2200		
Contact Retention Force (lbf)	500		



* UL Rated for 65°C largest wire or cable size
 ** Contact factory for higher temperature rated connector
 SB[®], UL and CSA Reference: This equipment is an Underwriters Laboratories Inc[®] recognized component. It is also listed by the Canadian Standards Association as certified.

ORDERING INFORMATION

2 Pole Housing & 350 amp Contacts

Part Number	Housing Color	Wire	
		AWG	sq. mm
6320G1	Gray	2/0	67.4
6320G2	Gray	4/0	107.2
6320G4	Gray	300 mcm	152.0
6320G5	Gray	3/0	85.0
6321G1	Blue	2/0	67.4
6321G2	Blue	4/0	107.2
6321G4	Blue	300 mcm	152.0
6321G5	Blue	3/0	85.0
6322G1	Red	2/0	67.4
6322G2	Red	4/0	107.2
6322G4	Red	300 mcm	152.0
6322G5	Red	3/0	85.0
6323G1	Yellow	2/0	67.4
6323G2	Yellow	4/0	107.2
6323G4	Yellow	300 mcm	152.0
6323G5	Yellow	3/0	85.0

2 Pole Housing & 350 amp Contacts continued

Part Number	Description	Wire	
		AWG	sq. mm
6324G1	Green	2/0	67.4
6324G2	Green	4/0	107.2
6324G4	Green	300 mcm	152.0
6324G5	Green	3/0	85.0
6400G1	Orange	2/0	67.4
6400G2	Orange	4/0	107.2
6400G4	Orange	300 mcm	152.0
6400G5	Orange	3/0	85.0

Housings Only

Part Number	Color
906	Gray
912	Blue
913	Red

housings continued

Part Number	Color
914	Yellow
931	Green
932	Orange

Contacts

Part Number	Description	Wire	
		AWG	sq. mm
917	Contact set (2)	1/0	53.5
907	Contact set (2)	2/0	67.4
916	Contact set (2)	3/0	85.0
908	Contact set (2)	4/0	107.2
910	Contact set (2)	300 mcm	152.0
350BBS	Bus bar contact	N/A	N/A

Note: For additional colors please contact customer service

ORDERING INFORMATION

Accessories

Part Number	Description
995G2	Handle & hardware-gray
995G4	Handle & hardware-red
919	Manual release-locking half-cable clamps, hardware & lock out spring for the battery
919G1	Mounting half-mounting half-hardware & lock out spring for battery
922G1	Mounting half-hardware for truck or charger
111197G1	Charger key
134G3	Dust cover
996G1	Cable clamps-2 single conductor with hardware
911	Cable clamps-2 single conductor, cables with hardware and steel handle
SB350-lockout	Safety lockout

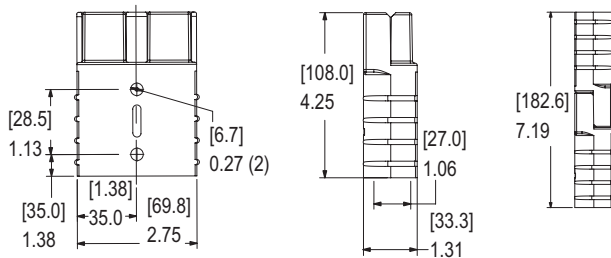
Bushings

Part Number	Description	Wire	
		AWG	sq. mm
5918	Use with 907	2/0 to 1/0	67.4 to 53.5

Tooling

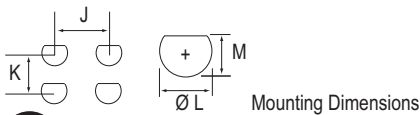
Part Number	Description
1368	Hand tool for 1/0 to 300 mcm
1387G1	Pneumatic tool
1387G2	Pneumatic tool
1388G2	- die for 2/0 to 3/0
1389G2	- locator for 2/0 to 3/0
1388G1	- die for 4/0
1389G1	- locator for 4/0
1304G9	- locator for 4/0
1303G3	- die for 4/0

Housing



Bus Bar Layout

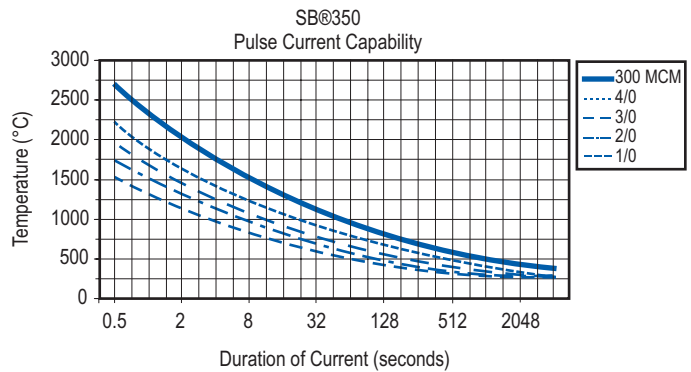
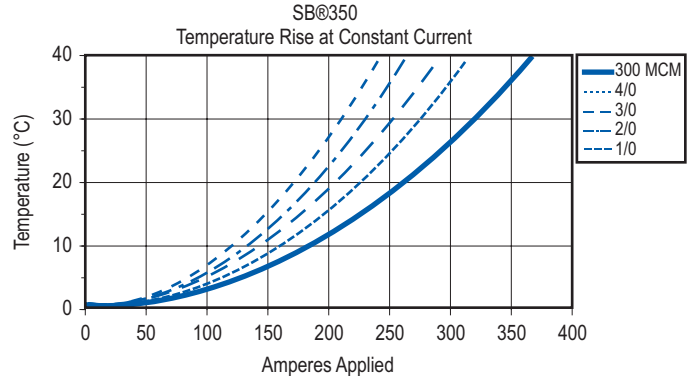
Part Number	- J -	- K -	- L -	- M -
	mm in.	mm in.	mm in.	mm in.
350BBS	34.93 1.375	33.8(min) 1.33(min)	13.34 0.525	11.76 0.463



SP CSA Certified
File No. LR25154

RU US File No. E26226 All Data Subject To Change Without Notice

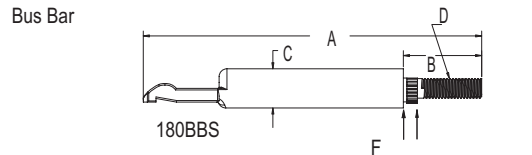
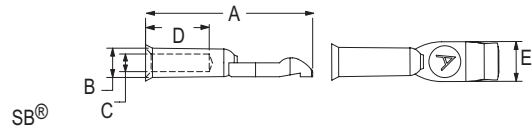
TEMPERATURE RISE CHART



DIMENSIONS

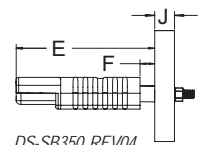
SB® Contacts

Part Number	-A-		-B-		-C-		-D-		-E-	
	mm	in.	mm	in.	mm	in.	mm	in.	mm	in.
907	75.1	2.96	16.3	0.64	12.4	0.49	32.8	1.29	20.6	0.81
908	75.1	2.96	19.1	0.75	16.3	0.64	32.8	1.29	20.6	0.81
910	73.9	2.91	22.2	0.87	19.1	0.75	32.5	1.28	20.6	0.81
916	75.1	2.96	17.9	0.7	14.7	0.58	32.8	1.29	20.6	0.81
917	73.9	2.91	13	0.51	11.1	0.44	31.8	1.25	20.6	0.81
350BBS	131.7	5.19	22.3	0.88	17.0	0.67	N/A	#3/8-19Thd.	2.5	0.10



Bus Bar Mounting Table

Part Number	- E -	- F -	- J -
	mm in.	mm in.	mm in.
350BBS	113.0 4.45	5.1 0.20	3.0-19.6 0.12-0.77



DS-SB350 REV04

HEADQUARTERS: Anderson Power Products®, 13 Pratts Junction Road, Sterling, MA 01564-2305 USA T: 978-422-3600 F: 978-422-3700

EUROPE: Anderson Power Products® Ltd., Unit 3, Europa Court, Europa Boulevard, Westbrook, Warrington, Cheshire, WA5 7TN United Kingdom T: +44 (0) 1925 428390 F: +44 (0) 1925 428399

ASIA/PACIFIC: IDEAL Anderson Asia Pacific Ltd., Unit 922-928 Topsail Plaza, 11 On Sum Street, Shatin N.T., Hong Kong T: +(852) 2636 0836 F: +(852) 2635 9036

CHINA: IDEAL Anderson Technologies (Shenzhen) Ltd., Block A8 Tantou Western Industrial Park, Songgang Baoan District, Shenzhen, P.R. China 518105 T: +(86) 755 2768 2118 F: +(86) 755 2768 2218

TAIWAN: IDEAL Anderson Asia Pacific Ltd., Taiwan Branch, 4F.-2, No.116, Dadun 20th St., Situn District, Taichung City 407, Taiwan (R.O.C.) T: +(886) 4 2310 6451 F: +(886) 4 2310 6460