



BATTERY	QTY	L	H	D
100 A/H	2	455	310	424
100 A/H	4	805	310	424
200 A/H	2	650	340	607
200 A/H	4	1207	340	607

BATTERY PACK UNITS

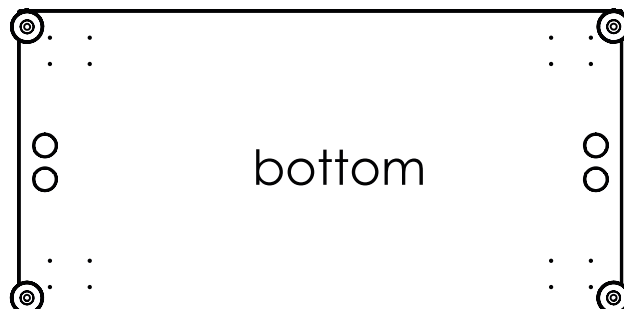
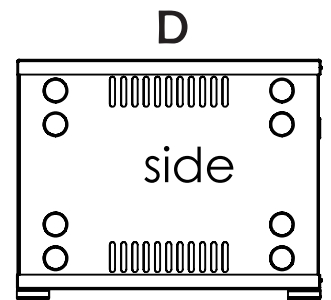
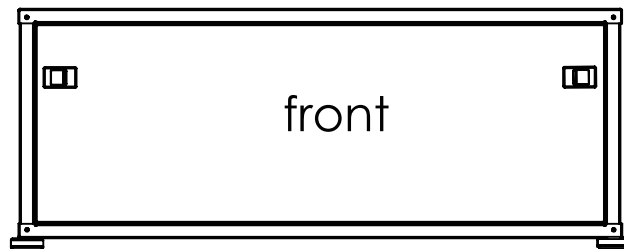
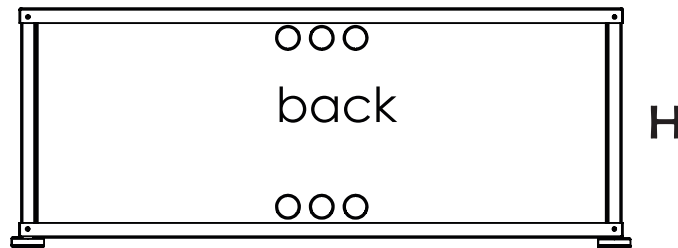
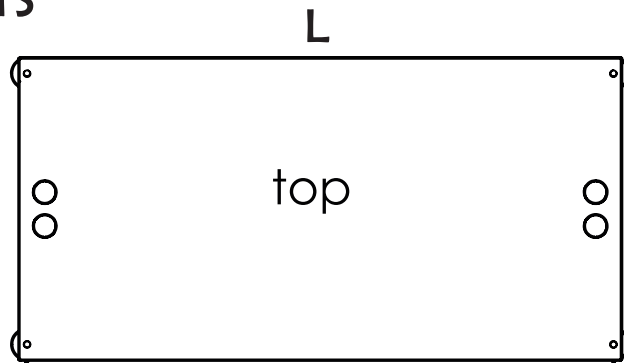
**STURDY KNOCK
DOWN ASSY**

**STACKING UP
TO 4 UNITS**

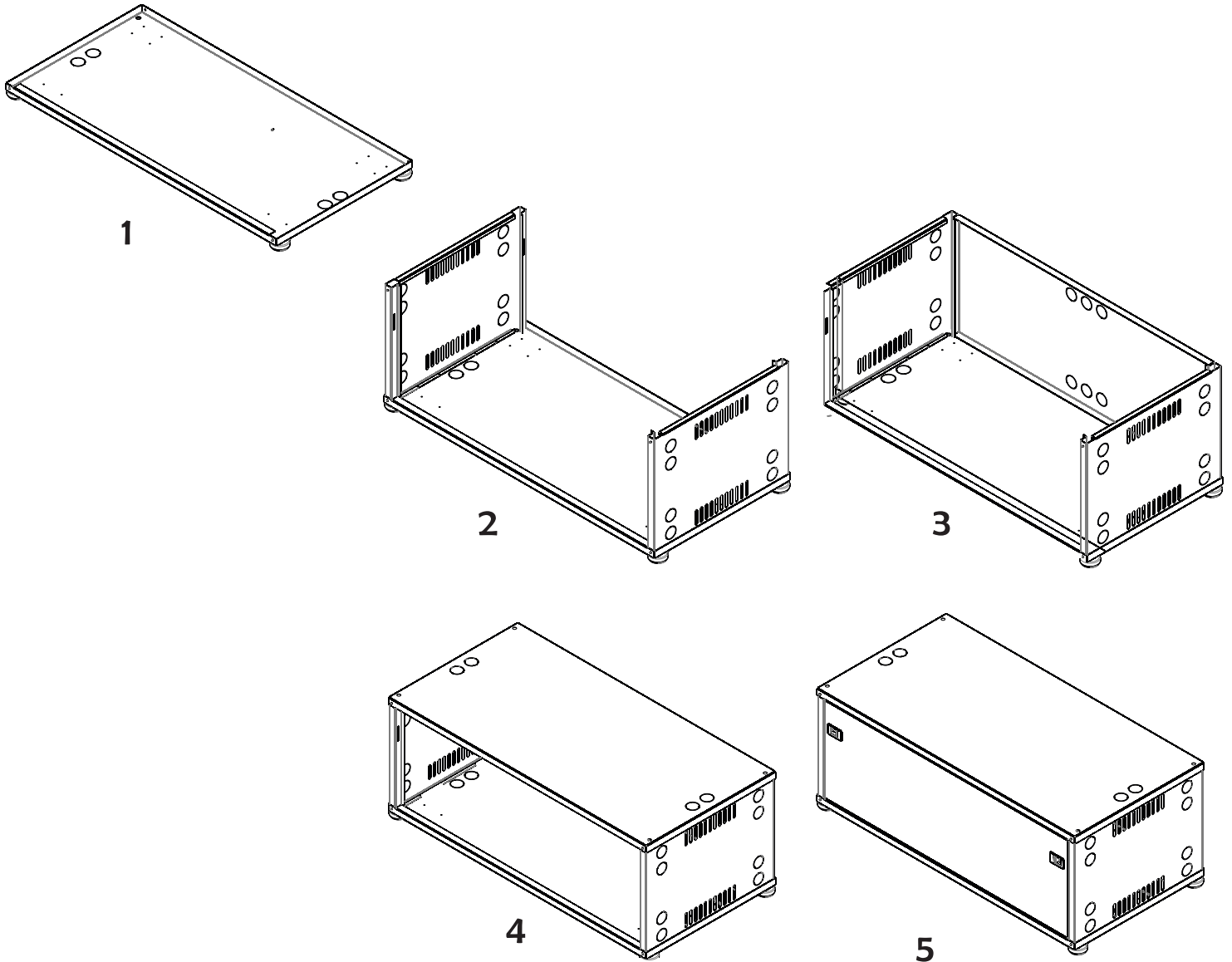
**CORROSION
RESISTANT ZINC
COATED STEEL**

**ADJUSTABLE
LEVELLING
FEET**

**ASSEMBLY
FASTENERS
&
INSTRUCTIONS
INCLUDED**



BATTERY PACK UNITS



Assembly instructions

- 1: Lay Base on flat surface
- 2: Align sides on base & screw into place (4 s/tapping screws provided)
- 3: Slide rear panel into place
- 4: Place top on & use supplied 4 s/tapping screw to fasten
- 5: Insert front panel until catches click into place

Package contents

- Base x 1
- Rear panel x 1
- Top plate x1
- Sides x 2
- Front panel x 1
- Self tapping screws x 8
- Adjustable feet x 4
- + 4 x lock nuts