

DLx/6ID	HIGH EFFICIENCY RED
DLx/6GD	GREEN
DLx/6YD	YELLOW
DLx/6SGD	SUPER BRIGHT GREEN
DLx/6SRD	SUPER BRIGHT RED

Features

- 12 PINS.
- HIGH LUMINOUS INTENSITY.
- LOW POWER CONSUMPTION.
- WIDE VIEWING ANGLE.
- CATEGORIZED FOR LUMINOUS INTENSITY.
- EXCELLENT ON/OFF CONTRAST.
- EASY MOUNTING ON P.C. BOARD OR SOCKETS.
- SOLID STATE RELIABILITY.

Description

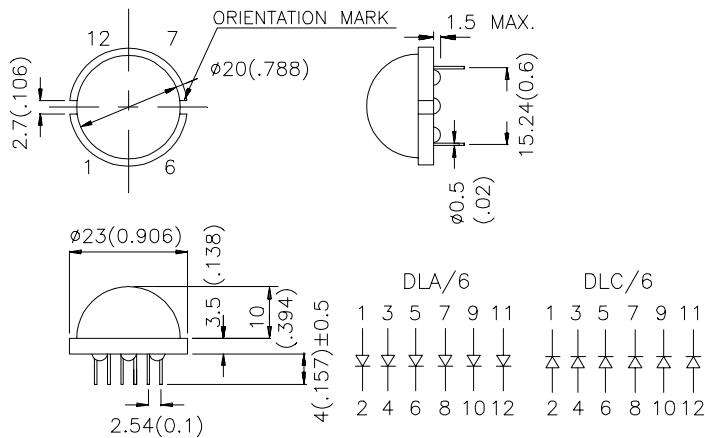
The High Efficiency Red source color devices are made with Gallium Arsenide Phosphide on Gallium Phosphide Orange Light Emitting Diode.

The Green and Super Bright Green source color devices are made with Gallium Phosphide Green Light Emitting Diode.

The Yellow source color devices are made with Gallium Arsenide Phosphide on Gallium Phosphide Yellow Light Emitting Diode.

The Super Bright Red source color devices are made with Gallium Aluminum Arsenide Red Light Emitting Diode.

Package Dimensions & Internal Circuit Diagram



Notes:

1. All dimensions are in millimeters (inches).
2. Tolerance is $\pm 0.25(0.01")$ unless otherwise noted.
3. Lead spacing is measured where the lead emerge package.
4. Specifications are subject to change without notice.

Selection Guide

Part No.	Dice	Lens Type	Iv (mcd) @10 mA *20mA		Viewing Angle
			Min.	Typ.	2θ1/2
DLA/6ID DLC/6ID	HIGH EFFICIENCY RED (GaAsP/GaP)	RED DIFFUSED	12	50	120°
DLA/6GD DLC/6GD	GREEN (GaP)	GREEN DIFFUSED	20	80	120°
DLA/6YD DLC/6YD	YELLOW (GaAsP/GaP)	YELLOW DIFFUSED	12	50	120°
DLA/6SRD DLC/6SRD	SUPER BRIGHT RED (GaAlAs)	RED DIFFUSED	*100	*400	120°
DLA/6SGD DLC/6SGD	SUPER BRIGHT GREEN (GaP)	GREEN DIFFUSED	*70	*200	120°

Notes:

1. θ1/2 is the angle from optical centerline where the luminous intensity is 1/2 the optical centerline value.
2. * Luminous intensity with asterisk is measured at 20mA.

Electrical / Optical Characteristics at T_A=25°C

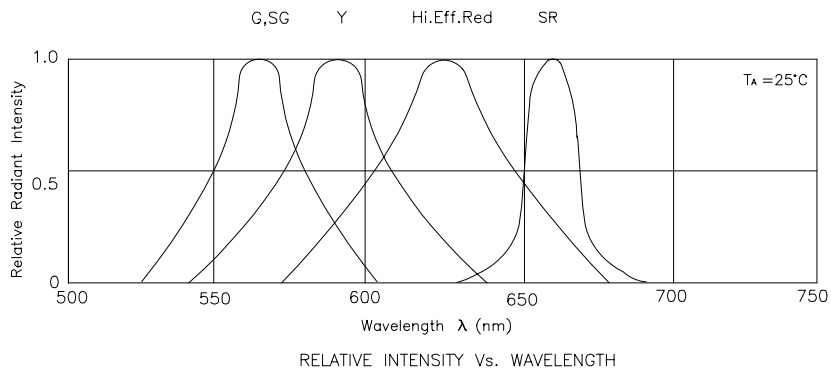
Symbol	Parameter	Device	Typ.	Max.	Units	Test Conditions
λ _{peak}	Peak Wavelength	High Efficiency Red Green Yellow Super Bright Red Super Bright Green	627 565 590 660 565		nm	IF=20mA
λ _D	Dominate Wavelength	High Efficiency Red Green Yellow Super Bright Red Super Bright Green	625 568 588 640 568		nm	IF=20mA
Δλ _{1/2}	Spectral Line Halfwidth	High Efficiency Red Green Yellow Super Bright Red Super Bright Green	45 30 35 20 30		nm	IF=20mA
C	Capacitance	High Efficiency Red Green Yellow Super Bright Red Super Bright Green	15 15 20 45 15		pF	VF=0V;f=1MHz
V _F	Forward Voltage	High Efficiency Red Green Yellow Super Bright Red Super Bright Green	2.0 2.2 2.1 1.85 2.2	2.5 2.5 2.5 2.5 2.5	V	IF=20mA
I _R	Reverse Current	All		10	uA	VR = 5V

Absolute Maximum Ratings at $T_A=25^\circ\text{C}$

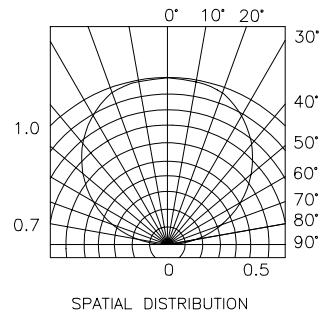
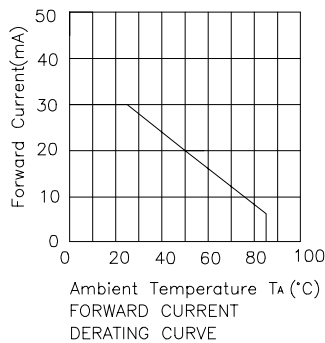
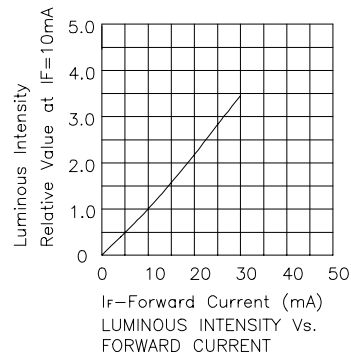
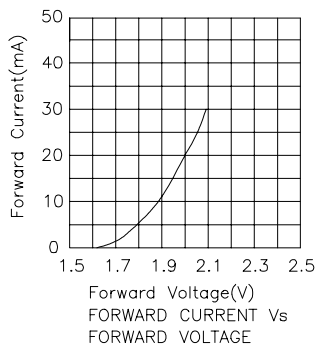
Parameter	High Efficiency Red	Green	Yellow	Super Bright Red	Super Bright Green	Units
Power dissipation	105	105	105	100	105	mW
DC Forward Current	30	25	30	30	25	mA
Peak Forward Current [1]	160	140	140	155	140	mA
Reverse Voltage	5	5	5	5	5	V
Operating/Storage Temperature	-40°C To +85°C					
Lead Solder Temperature [2]	260°C For 5 Seconds					

Notes:

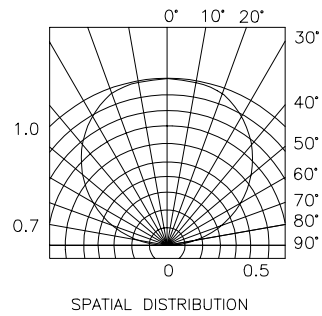
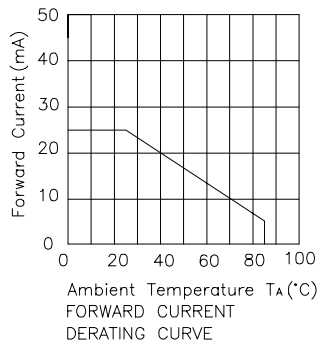
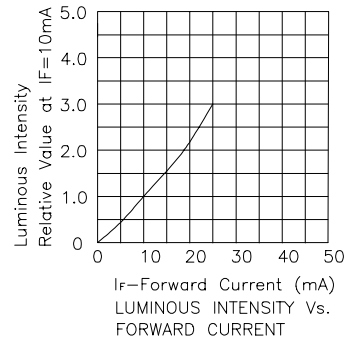
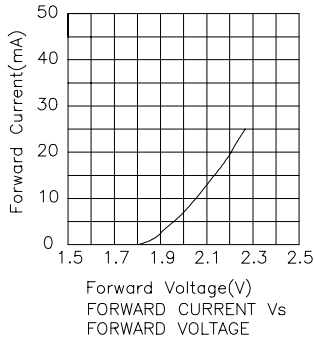
- 1/10 Duty Cycle, 0.1ms Pulse Width.
2. 4mm below package base.



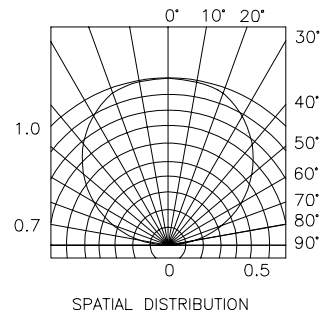
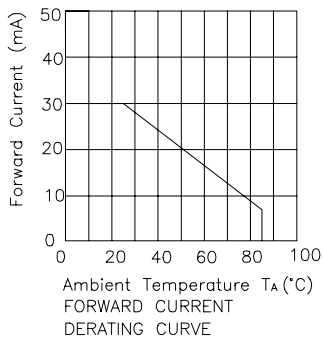
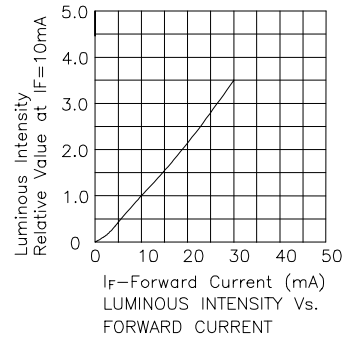
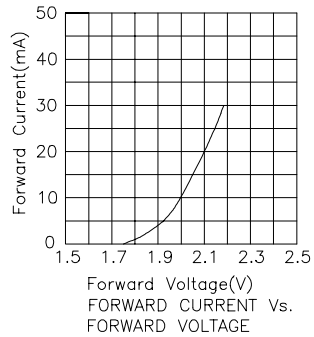
High Efficiency Red DLA/6ID,DLC/6ID



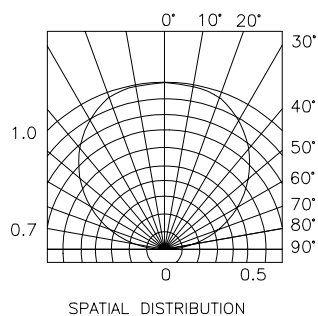
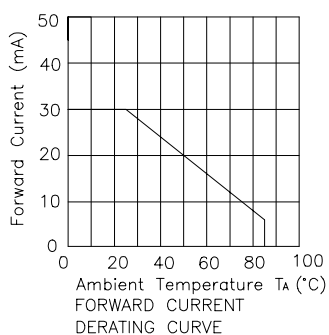
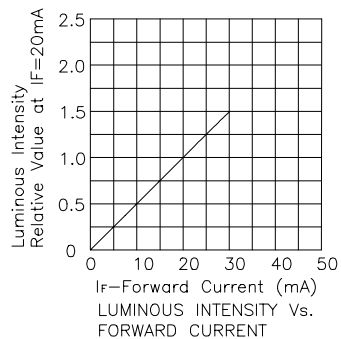
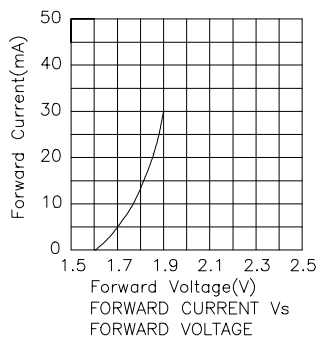
Green DLA/6GD,DLC/6GD



Yellow DLA/6YD,DLC/6YD



Super Bright Red DLA/6SRD,DLC/6SRD



Super Bright Green DLA/6SGD,DLC/6SGD

