

Data sheet

Connection cable M12 plug straight - free line end
8-pole, X-coded 5.0 m

Page 1/5

P/N

142M2X10050

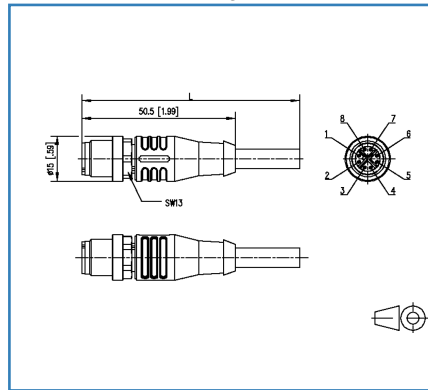
EAN 4250184152675

2017-10-10

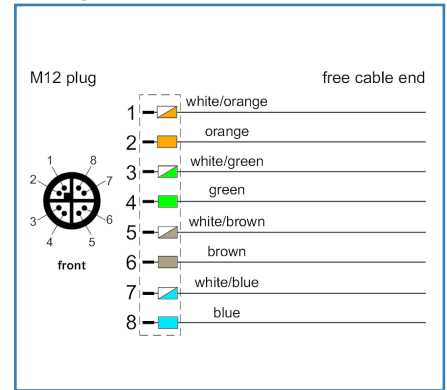
Illustrations



Dimensional drawing



Wiring



See enlarged drawings at the end of document

Product specification

- shielded M12 Ethernet connection cable
- Cat.6_A, x-coded, 8-pole
- M12 connector, straight on free line end
- M12 connector over molded
- stranded wires 4x2xAWG26/7
- overall shield tinned copper braid
- green cable, PUR
- standard variants: 1.0 m, 2.0 m, 5.0 m, 10.0 m
- other cable lengths on request



Data sheet

Page 2/5

Connection cable M12 plug straight - free line end 8-pole, X-coded 5.0 m

P/N

142M2X10050

EAN 4250184152675

2017-10-10

Technical Data

General Data

Fields of application	Industrial Ethernet
Design	Ethernet-Connection cable
Shielding	shielded
Transmission technology	Copper
Cable Type	S/FTP
Number of twisting elements	4
Twisting element	Pair
Color coding fiber/ wire(s)	white/orange, orange, white/green, green, white/brown, brown, white/blue, blue
Color	green
Dimensions	
Dimension - Interface 2 (L x W x H)	50.50 x 15.00 x 15.00 mm
Dimension - Interface 2 (L x W x H)	1.988 x 0.591 x 0.591 in.
Cable length (m)	5.00 m
Cable length (ft)	16.40 ft

Transmission characteristics

Category (ISO)	6 _A
Transmission rate up to 10 GBit	IEEE 802.3an

Connections/interfaces

Connector technology interface 1	Free line end
Connector technology interface 2	M12-plug
Coding interface 2	X-coded
Number of positions/contacts interface 1	8P/8C
Number of positions/contacts interface 2	8
Termination data, stranded wire (min. - max.)	
Conductor cross section, stranded wire	AWG 26/7
Conductor cross section, stranded wire	0.141 mm ²
Conductor diameter, stranded wire (bare copper)	0.483 mm
Conductor diameter, stranded wire (bare copper)	0.019 in.

Data sheet

Page 3/5

Connection cable M12 plug straight - free line end 8-pole, X-coded 5.0 m

P/N

142M2X10050

EAN 4250184152675

2017-10-10

Technical Data

Connections/interfaces

Cable sheath diameter (min. - max.)

Cable sheath diameter 6.40 mm

Cable sheath diameter 0.236 in.

Electrical characteristics

Through resistance max. 5 mOhm

Insulation resistance min. 100 MOhm

Mechanical characteristics

Bending radius without load min. 64 mm

Materials and material properties

Material - Cable jacket PUR

Material - Body interface 2 Plastics

Material - Contact interface 2 CuZn (brass)

Material - Contact finish interface 2 Au (gold)

Material - Contact carriers interface 2 Plastics

Material - Union nut interface 2 CuZn (brass)

Material - Union nut finish interface 2 Ni (nickel)

Material - Main shield Cu (copper) braid

Material - Main shield finish Sn (tin)

Flame retardancy yes

Environmental conditions

Temperature (min. - max.)

Temperature - Storage °C -30 - 90 °C

Temperature - Storage °F -22 - 194 °F

Temperature - Operating °C -30 - 90 °C

Temperature - Operating °F -22 - 194 °F

Particulate ingress interface 2 IP6X when plugged in

Liquid ingress/immersion interface 2 IPX7 when plugged in

Pollution degree interface 2 2



Data sheet

Page 4/5

Connection cable M12 plug straight - free line end 8-pole, X-coded 5.0 m

P/N

142M2X10050

EAN 4250184152675

2017-10-10

Technical Data

Approvals

RoHS compliant

The product meets the following standards

Generic cabling systems	
General requirements	ISO/IEC 11801-1 DIN EN 50173-1
Profinet	yes
Multi-element metallic cables used in analogue and digital communication and control	DIN EN 50288-4-1
Test for vertical flame propagation for a single insulated wire or cable	DIN EN 60332-1-2
Measurement of smoke density of cables burning	DIN EN 61034

Classifications

ETIM 5.0	EC002599
ETIM 6.0	EC002599

Packing details

Type of packaging	1 pc(s) / plastic bag
Packaging unit - Weight (gram)	343.00 g
Packaging unit - Weight (pound)	0.76 lb



Data sheet

Page 5/5

Connection cable M12 plug straight - free line end 8-pole, X-coded 5.0 m

P/N

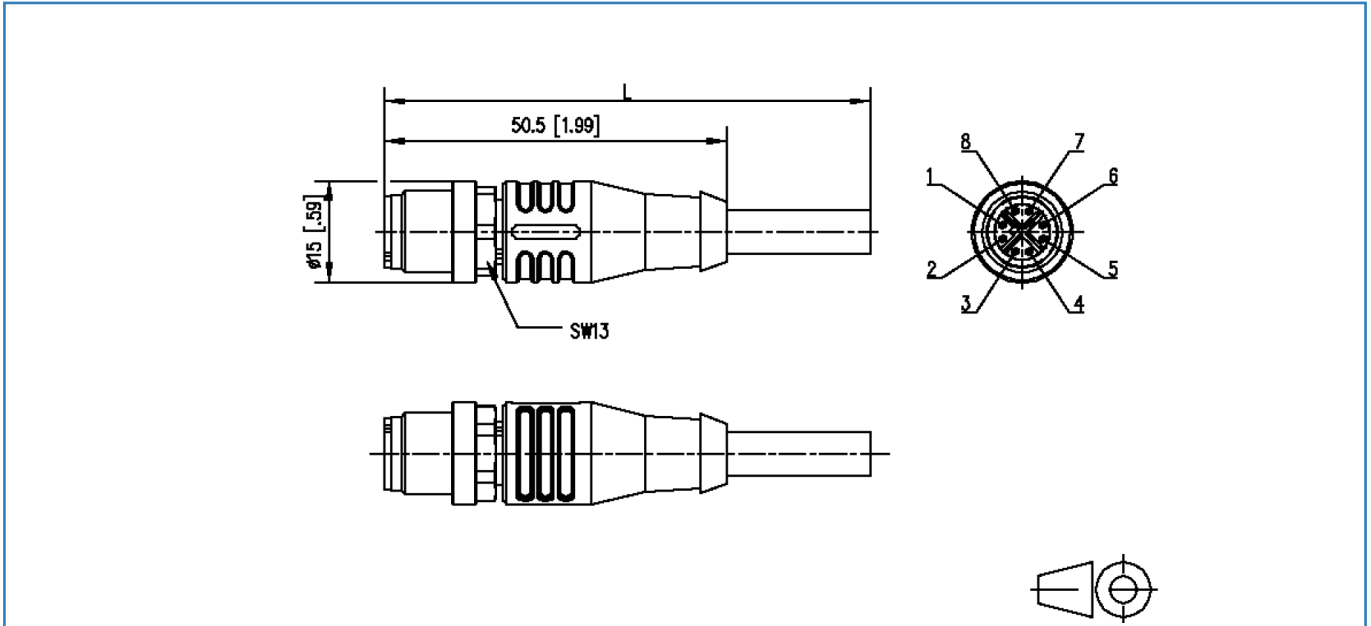
142M2X10050

EAN 4250184152675

2017-10-10

Illustrations

Dimensional drawing



Wiring

