

EP1100 Series High Frequency Modified Sine Wave Inverter

Feature:

- Charge current 10A/20A adjustable.
- Double layers PCB board.
- Compact size for convenient use.
- Three-steps intelligent charge controller.
- With Battery Reverse Protection Function (Optional)
- Home use, for DVD, TV, Lights, and Fans.
- With battery cable 10AWG 60cm.



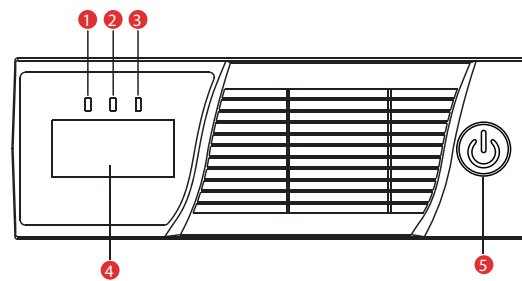
Panel



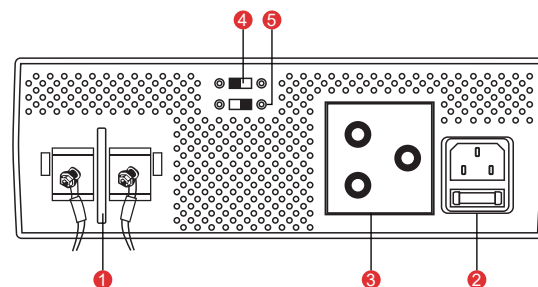
Introduction:

EP1100 720W/1440W is a modified sine wave inverter applied to TV, stereos, laptops, and desktop computers and other home appliances. It will automatically switch to inverter and provide power when AC is interrupted unexpectedly.

LCD Display Information

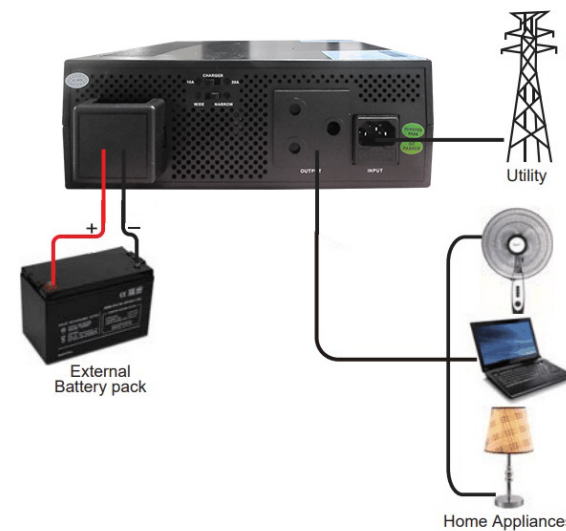


1. FAULT LED
2. INVERTER MODE LED
3. MAINS MODE LED
4. LCD DISPLAY
5. POWER ON/OFF



1. DC Input Connector (Battery Terminal)
2. AC Input
3. Output Receptacle(s)
4. Input Voltage Range Selector: Input voltage range is defined in specification chapter, and output voltage is the same as input voltage in 'mains' mode.
5. Charge Current Selector: 10A/20A adjustable

Inverter Connection



Back Panel



Specification

MODEL		EP11-1200	EP11-2400
Default Battery System Voltage		12VDC	24VDC
INVERTER OUTPUT	Rated Power	1200VA/720W	2400VA/1440W
	Waveform	Modified Sine-wave	
	Nominal Output Voltage RMS	230V	
	Output Voltage Regulation	+10/-18%	
	Output Frequency	50Hz/60Hz +/-0.5 Hz	
	Inverter Efficiency(Peak)	>80%	
	Line Mode Efficiency	>95%	
	Power Factor	0.6	
	Typical Transfer Time	Typical 15~20ms 40ms max	
AC INPUT	Voltage	230VAC	
	Selectable Voltage Range	Narrow	170~280VAC
		Wide	90~280VAC
	Frequency Range	50Hz/60Hz (Auto sensing)	
BATTERY	Nominal Input Voltage	12VDC	24VDC
	Minimum Start Voltage	10.5VDC	21.0VDC
	Low Battery Alarm	10.5VDC+/-0.3V	21.0VDC+/-0.3V
	Low Battery Cutoff	10.0VDC+/-0.3V	20.0VDC+/-0.3V
	High Voltage Alarm	16.0VDC+/-0.3V	32.0VDC+/-0.3V
	High Battery Voltage Recover	15.0VDC+/-0.3V	30.0VDC+/-0.3V
CHARGER	Charger Voltage (Vbat<12.5V)	14.4VDC+/-0.4V	28.8VDC+/-0.4V
	Charger Voltage (Vbat>12.5V)	13.7VDC+/-0.2V	27.4VDC+/-0.2V
	Charging Current 10A	10A±2A	
	Charging Current 20A	20A±2A	
	Overcharge Protection S.D.	16VDC ±0.4A	32VDC ±0.8A
BYPASS & PROTECTION	Nominal Input Frequency	50Hz or 60Hz	
	Overload Protection (SMPS Load)	FUSE	
	Output Short Circuit Protection	FUSE	
	Bypass Fuse Rating	10A	
	Max Bypass Current	10Amp	
MECHANICAL SPECIFICATIONS	Dimensions (W*H*D)	253*267*90mm	
	Net Weight (kg)	2.3	2.5
	Shipping Dimensions(W*H*D)	319*328*123mm	
	Shipping Weight (kg)	2.9	3.1
OTHER	Operation Temperature Range	0°C to 40°C	
	Audible Noise	60dB MAX	
	Display	LED+LCD	
	Standard Warranty	1 year	

* Product specifications are subject to change without further notice.

Approximate Back-up Time Table

Power Rate(w)	backup time(H) @1*100Ah	backup time(H) @2*100Ah	backup time(H) @4*100Ah	backup time(H) @4*200Ah
720	1.4	2.8	5.6	11.2
1400		1.4	2.8	5.6