SIEMENS

Data sheet 3RH2911-1HA01



auxiliary switch, on the front, 1 NC, .1/.2, --/--, --/--, --/--, current path: 1 NC, --, --, --, screw terminal, for contactors 3RT2 and contactor relays 3RH2

product brand name	SIRIUS
product category	Auxiliary switch
product designation	auxiliary switch
design of the product	for snapping onto the front
product type designation	3RH29
suitability for use	for 3RT2.1, 3RT2.2, 3RT2.3, 3RT2.4, 3RH2
General technical data	
insulation voltage with degree of pollution 3 at AC rated value	690 V
surge voltage resistance rated value	6 kV
protection class IP on the front	IP20
mechanical service life (operating cycles) typical	10 000 000
electrical endurance (operating cycles) at AC-15 at 230 V typical	200 000
Substance Prohibitance (Date)	10/01/2009
Weight	0.041 kg
number of NC contacts for auxiliary contacts	
● instantaneous contact	1
● lagging switching	0
number of NO contacts for auxiliary contacts	
● instantaneous contact	0
● leading contact	0
number of CO contacts of auxiliary contacts instantaneous contact	0
operational current at AC-15 at 690 V rated value	1 A
operational current of auxiliary contacts at AC-12	
● at 24 V	10 A
● at 230 V	10 A
operational current of auxiliary contacts at AC-14	
● at 125 V	6 A
● at 250 V	6 A
operational current of auxiliary contacts at AC-12 maximum	10 A
operational current of auxiliary contacts at AC-15	
● at 24 V	6 A
● at 230 V	6 A
● at 400 V	3 A
operational current of auxiliary contacts at DC-12	
● at 24 V	10 A
● at 110 V	3 A
● at 220 V	1 A
operational current with 2 current paths in series at DC-12	
● at 24 V rated value	10 A

Subject to change without notice
© Copyright Siemens

● at 60 V rated value	10 A
● at 110 V rated value	4 A
● at 220 V rated value	2 A
● at 440 V rated value	1.3 A
● at 600 V rated value	0.65 A
operational current with 3 current paths in series at DC-12	
● at 24 V rated value	10 A
● at 60 V rated value	10 A
● at 110 V rated value	10 A
● at 220 V rated value	3.6 A
● at 440 V rated value	2.5 A
● at 600 V rated value	1.8 A
operational current with 2 current paths in series at DC-13	
● at 24 V rated value	10 A
● at 60 V rated value	3.5 A
● at 110 V rated value	1.3 A
● at 220 V rated value	0.9 A
● at 440 V rated value	0.2 A
● at 600 V rated value	0.1 A
operational current with 3 current paths in series at DC-13	
● at 24 V rated value	10 A
● at 60 V rated value	4.7 A
● at 110 V rated value	3 A
● at 220 V rated value	1.2 A
● at 440 V rated value	0.5 A
● at 600 V rated value	0.26 A
operational current of auxiliary contacts at DC-13	
● at 24 V	6 A
● at 48 V	2 A
● at 60 V	2 A
● at 110 V	1 A
● at 125 V	0.9 A
● at 220 V	0.3 A
● at 250 V	0.3 A
contact reliability of auxiliary contacts	1 faulty switching per 100 million (17 V, 1 mA)
Ambient conditions	
ambient temperature	
● during operation	-25 ... +60 °C
● during storage	-55 ... +80 °C
Environmental footprint	
Environmental Product Declaration(EPD)	Yes
Global Warming Potential [CO2 eq] total	0.92 kg
Global Warming Potential [CO2 eq] during manufacturing	0.34 kg
Global Warming Potential [CO2 eq] during operation	0.562 kg
Global Warming Potential [CO2 eq] after end of life	0.017 kg
Safety related data	
product function	
● mirror contact according to IEC 60947-4-1	Yes; with 3RT2
● positively driven operation according to IEC 60947-5-1	Yes
Installation/ mounting/ dimensions	
fastening method	snap-on mounting
height	37.5 mm
width	36 mm
depth	43.7 mm
Connections/ Terminals	
type of electrical connection for auxiliary and control circuit	screw-type terminals
connectable conductor cross-section for auxiliary contacts	
● solid or stranded	0.5 ... 2.5 mm²
● finely stranded with core end processing	0.5 ... 2.5 mm²
type of connectable conductor cross-sections	

Subject to change without notice
© Copyright Siemens

• for auxiliary contacts	
— solid or stranded	2x (0.5 ... 1.5 mm²), 2x (0.75 ... 2.5 mm²)
— finely stranded with core end processing	2x (0.5 ... 1.5 mm²), 2x (0.75 ... 2.5 mm²)
• for AWG cables for auxiliary contacts	2x (20 ... 16), 2x (18 ... 14)
AWG number as coded connectable conductor cross section for auxiliary contacts	20 ... 14

Approvals Certificates

General Product Approval

CE EG-Konf.	UKCA	Confirmation	CCC	UL	KC

General Product Approval	EMV	Functional Saftey	Test Certificates		Marine / Shipping
EAC	RCM	Type Examination Certificate	Special Test Certificate	Type Test Certificates/Test Report	ABS

Marine / Shipping					other
BUREAU VERITAS	DNV	PRS	RINA	RMRS	Miscellaneous

other	Railway		Environment	
Confirmation	Type Test Certificates/Test Report	Special Test Certificate	EPD	Environmental Confirmations

Further information

Information on the packaging
https://support.industry.siemens.com/cs/ww/en/view/109813875
Information- and Downloadcenter (Catalogs, Brochures,…)
https://www.siemens.com/ic10
Industry Mall (Online ordering system)
https://mall.industry.siemens.com/mall/en/en/Catalog/product?mlfb=3RH2911-1HA01
Cax online generator
http://support.automation.siemens.com/WW/CAXorder/default.aspx?lang=en&mlfb=3RH2911-1HA01
Service&Support (Manuals, Certificates, Characteristics, FAQs,...)
https://support.industry.siemens.com/cs/ww/en/ps/3RH2911-1HA01
Image database (product images, 2D dimension drawings, 3D models, device circuit diagrams, EPLAN macros, ...)
http://www.automation.siemens.com/bilddb/cax_de.aspx?mlfb=3RH2911-1HA01&lang=en

© Copyright Siemens

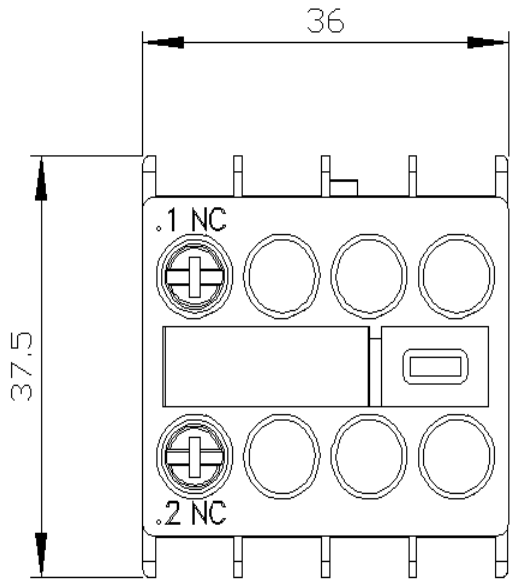

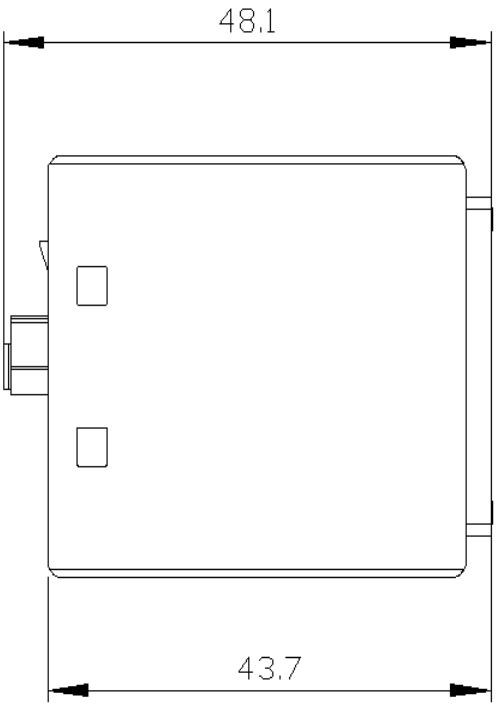

Subject to change without notice
© Copyright Siemens

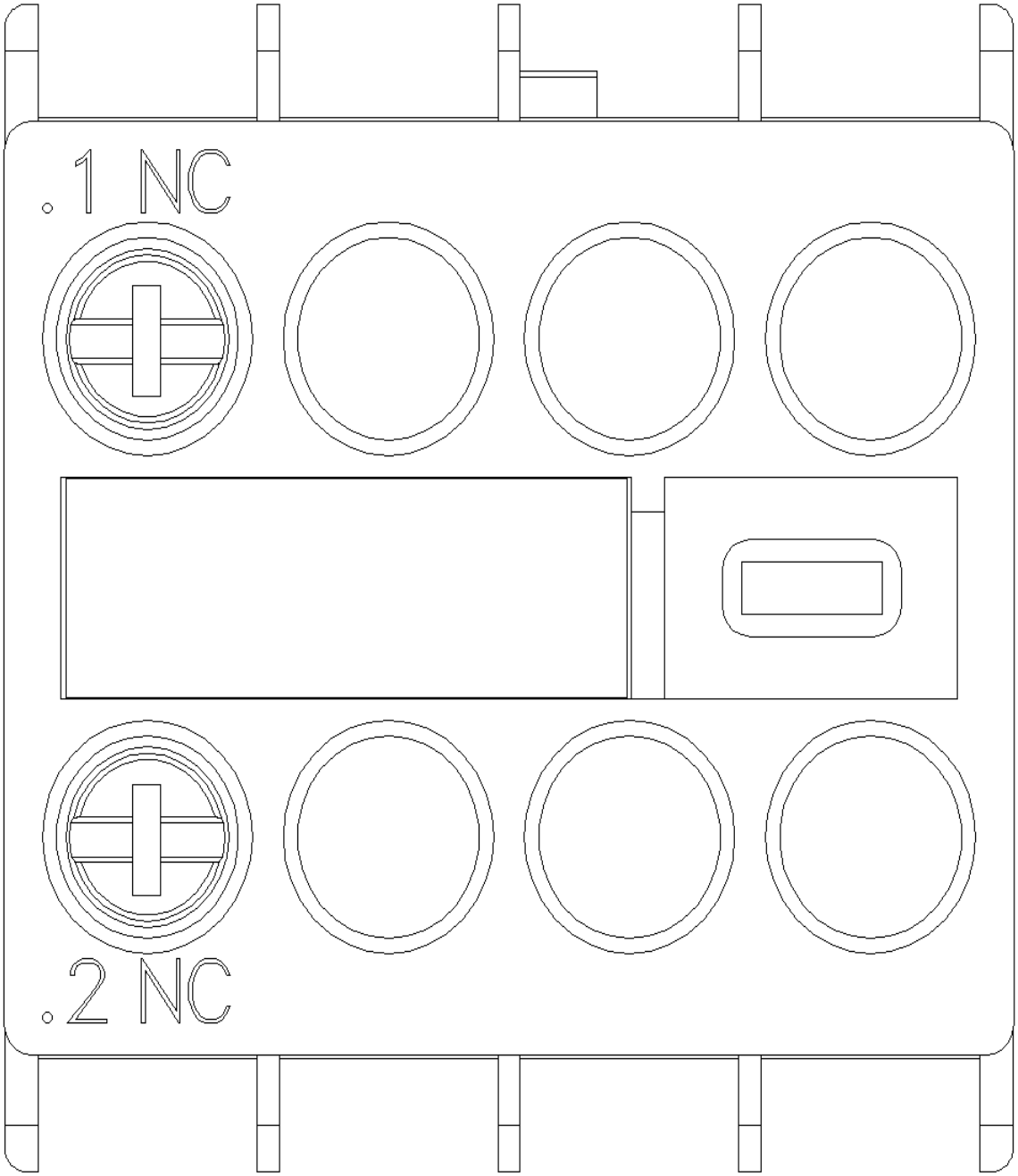

Subject to change without notice
© Copyright Siemens

3RT2

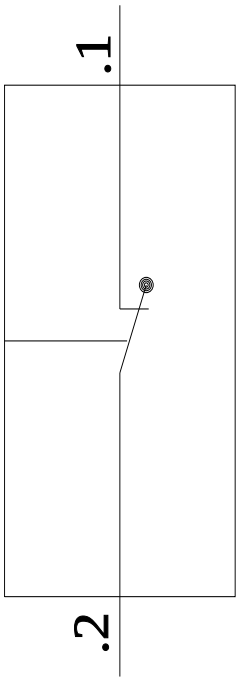

3RH2

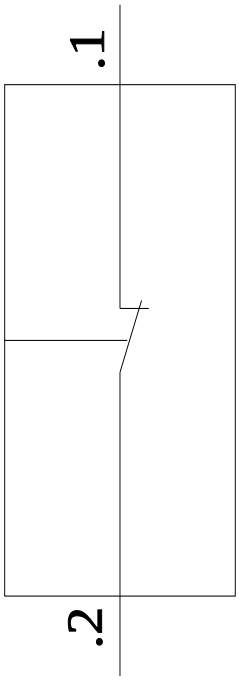

last modified: 1/23/2024

Subject to change without notice
© Copyright Siemens