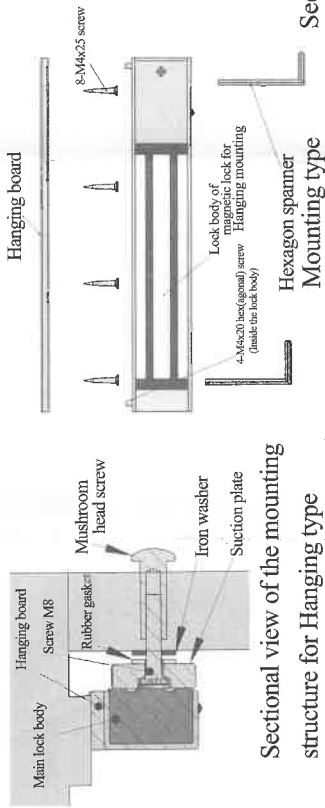


# Magnetic Lock Installation Instructions

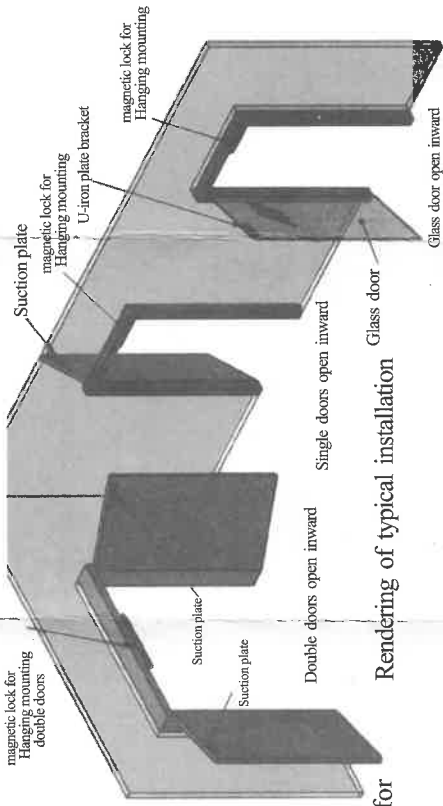
## Introduction

The company supplies include 180KG,280KG,350KG so many different specifications of the product's tensile strength; with lock status indicator, with unlock delay, with feedback and so on features; hanging and embedded types of a variety of different ways to install a full range of magnetic locks. Compatible include access control system, building intercom control systems, fire control systems and so on any access control system. Suitable for installation in fire doors, on almost all types of wooden doors, stainless steel doors, steel doors, glass doors frames. The modular design makes the product more functions easily implement the installation, upgrade, and maintenance.

## Structure for install a magnetic lock


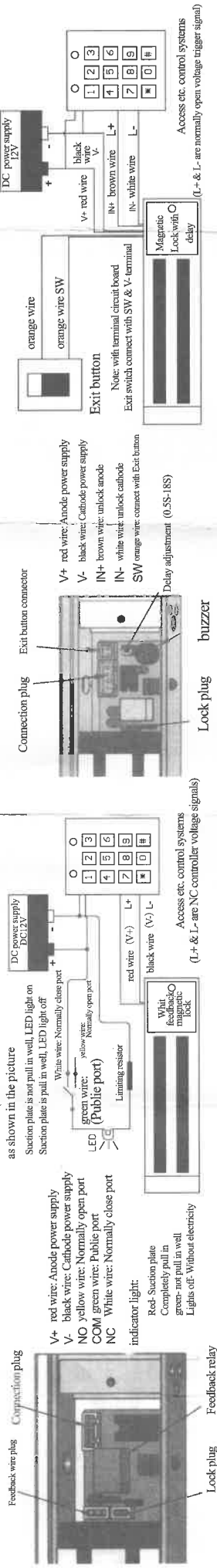


Sectional view of the mounting structure for Hanging type



Sectional view of the mounting structure for Hanging type  
Iron absorption board of Hanging type

## PCB Structure and Electrical Wiring



## Typical installation