




ASZ8(JSZ8)

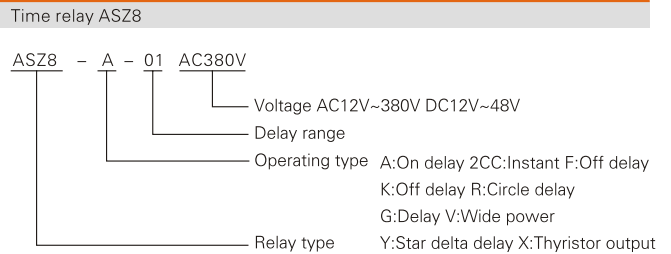


Din rail type

Features

- Used to control time sequence
- Toggle switch ,various selection modes
- Small size

Type



Specification

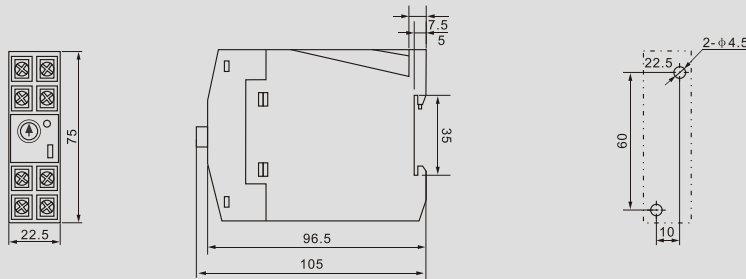
Voltage	AC/DC12V~48V,AC24V~380V50Hz/60Hz
Power expend	DC1.0W,AC1.0VA
Control output	5A220VAC
Insulation resistance	DC500V,100MΩ
Dielectric strength	BCC1500VAC,BOC1000VAC
Operating temperature	-10°C ~ 50°C
Humidity	35% ~ 85%
Life	Mech:10 ⁷ ,Elec:10 ³
Weight	≈ 100g

Time range

ASZ8-01	0.1-1S/1M
ASZ8-02	0.5-5S/5M
ASZ8-03	1.0-10S/10M
ASZ8-04	3.0/30S/30M
ASZ8-05	6.0-60S/60M

Outline dimension、Mounting holes (Bottom view)、Wiring diagram (Bottom view)

ASZ8 Outline dimension



ASZ8 Wiring diagram

