

## V-SERIES CONTROLLER FEATURES (continued)

### Electronic features (continued)

- Advanced Positive Close Mode ensuring the gate remains closed in a secure, rigid position
- Multiple Operating Profiles to suit region of installation - select between ZA, CE, etc.
- Pedestrian Opening (adjustable opening and Autoclose time)<sup>2</sup>
- Remote Gate Status Indicator (gate position, power failure, low battery, multiple collision detection and Pillar Light status indication)<sup>3</sup>
- Courtesy / Pillar Light Timer with adjustable time<sup>1</sup>
- Fully configurable pre-delays with multi-modal pre-flash<sup>1</sup>
- Opening and closing safety beam inputs with beam circuit functional test<sup>4</sup>
- High-security cleared-beam Autoclose in conjunction with safety beam (PIRAC)<sup>5</sup>
- Break-in and Ambush Alarms with configurable outputs via onboard buzzer, Pillar Light Relay, etc.<sup>4</sup>
- Holiday Lockout – configurable as Emergency Stop<sup>5</sup>
- Free-exit facility<sup>5</sup>
- Advanced solenoid or magnetic gate-lock release pulse
- Supports inward- and outward-opening swing gates without the need for mechanical endstops

- Security / pillar light must be fitted
- Onboard receiver must be used or external access control device such as keypad or keyswitch must be fitted
- Remote LED must be fitted
- Infrared safety beams or equivalent detection device must be fitted
- Emergency stop pushbutton must be fitted
- Inductive loop detector or infrared safety beams must be fitted

## INSTALLATION INFORMATION

### Allowable Gate Mass:

#### Maximum Allowable Gate Mass for VANTAGE 400 Operator

Gate swing angle	Up to 1.5m	Up to 2m	Up to 2.5m	Up to 3m <sup>1</sup>	Up to 3.5m <sup>1</sup>	Up to 4m <sup>1</sup>
90°	500kg	500kg	500kg	360kg	260kg	200kg
100°	500kg	500kg	388kg	160kg	190kg	150kg
110°	500kg	306kg	198kg	130kg		
120°	180kg	100kg	65kg			

- An electric lock must be fitted to secure gate in closed position

#### Maximum Allowable Gate Mass for VANTAGE 500 Operator

Gate swing angle	Up to 1.5m	Up to 2m	Up to 2.5m	Up to 3m <sup>1</sup>	Up to 3.5m <sup>1</sup>	Up to 4m <sup>1</sup>
90°	750kg	750kg	750kg	550kg	410kg	310kg
100°	750kg	750kg	600kg	420kg	310kg	230kg
110°	750kg	500kg	320kg	220kg		
120°	310kg	170kg	110kg			


- An electric lock must be fitted to secure gate in closed position

### Wind Loading

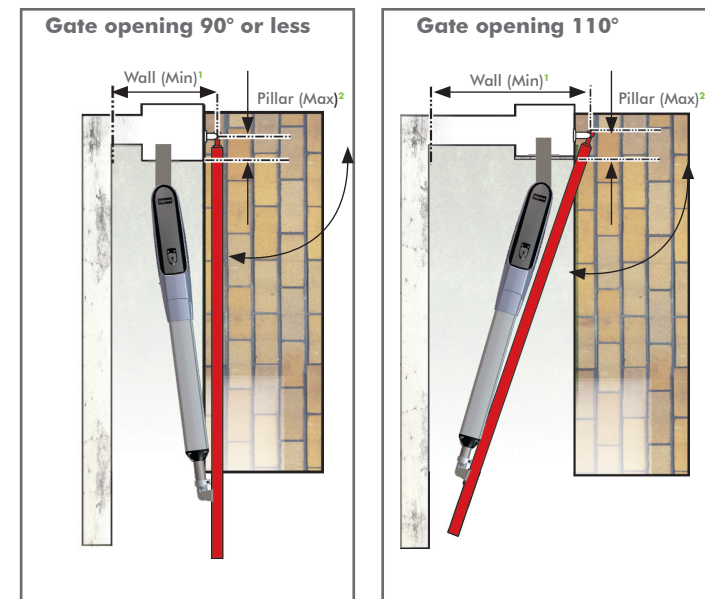
Operator	Gate 2.5m wide x 1.8m high with 25% coverage		Gate 2.5m wide x 1.8m high with 100% coverage	
	Basic geometry <sup>2</sup>	Best geometry <sup>2</sup>	Basic geometry <sup>2</sup>	Best geometry <sup>2</sup>
VANTAGE 400	48km/h	76km/h	24km/h	38km/h
VANTAGE 500	58km/h	79km/h	30km/h	49km/h

- The installed position of the operator determines the mechanical advantage that the operator has on the gate. See installation manual for more details

## OVERALL DIMENSIONS



## MINIMUM INSTALLATION REQUIREMENTS



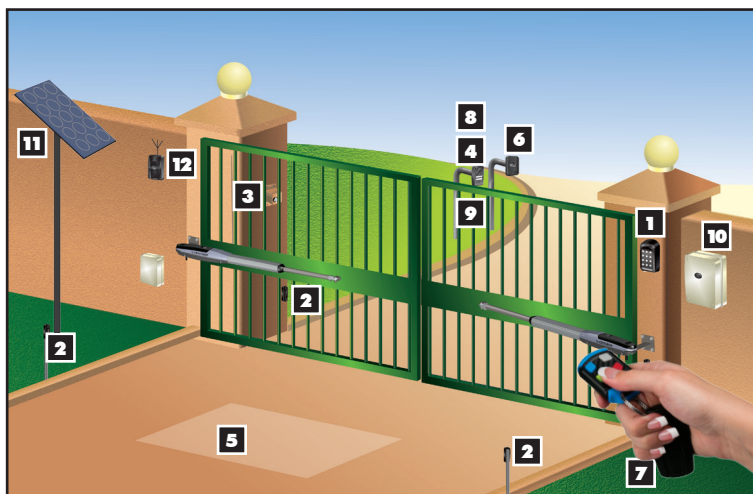
Operator	Wall (Min) <sup>1</sup>	Pillar (Max) <sup>2</sup>
VANTAGE 400	200mm	175mm
VANTAGE 500	200mm	245mm

- The typical minimum wall clearance required to fit the operator
- The maximum allowable pillar thickness on which to fit the operator

## TECHNICAL SPECIFICATIONS

	VANTAGE 400	VANTAGE 500
Input voltage	90V - 240V AC ± 10%, 50Hz <sup>1</sup>	
Motor voltage	12V DC	
Motor power supply	Battery-driven (standard capacity - 7Ah) <sup>2</sup>	
Battery charger <sup>1</sup>	1.8A @13.8V	
Current consumption (mains)	170mA	
Current consumption (motor at rated load)	15A - max	
Operator push force - maximum	220kgf	
Operator stroke	400mm	500mm
Piston extension / retraction speed	28mm/sec (variable)	
Typical gate opening time <sup>7</sup>	<14.3 sec	<17.8 sec
Manual override	Key release	
Maximum number of operations per day	250	
Duty cycle - mains present <sup>4</sup>	50%	
Operations in standby with 5Ah battery		
Half day <sup>5</sup>	70	
Full day <sup>5</sup>	58	
Collision sensing	Electronic	
Controller solenoid output rating	2A DC	
Operating temperature range	-15°C to +50°C	
Onboard receiver type	CENTURION code-hopping, multichannel	
Receiver code storage capacity	64 transmitter buttons	
Receiver frequency	433MHz	
Mass of unit packed (excluding battery)		
Single kit	11kg	11.5kg
Double kit	19.5kg	20.5kg

- Can operate off a solar supply, consult CENTURION dealer for assistance
- Can increase battery capacity for longer standby times
- Based on 25°C ambient temperature and unit not in direct sunlight
- Based on an operator push force of less than 50% rated
- Based on a double kit excluding infrared safety beams
- Assume a 90° opening gate and optimum mounting position
- Assumes full stroke of operator is used



**1 SMARTGUARD or SMARTGUARDair keypad**  
Cost-effective and versatile wired and wireless keypad, allowing access to pedestrians

**2 CENTURION Infrared beams**  
Always recommended on any gate automation installation

**3 Pedestrian keyswitch**  
Basic key-operated switch for allowing access for pedestrians



**4 POLOphone intercom**  
Allows visitors to communicate with people inside in order to gain access to the property

**5 FLUX 5A loop detector**  
Allows free-exit of vehicles from the property - requires ground loop to be fitted

**6 SOLO/Lattice proximity access control**  
Proximity reader for allowing access for both pedestrians and vehicles



**7 CENTURION transmitters**  
Available in one-, two-, three- and four-button variants. Incorporates code-hopping encryption

**8 G-SPEAK Intercom**  
Allows visitors to communicate with people inside in order to gain access to the property

**9 Gooseneck**  
Steel pole for mounting intercom gate station or access control reader



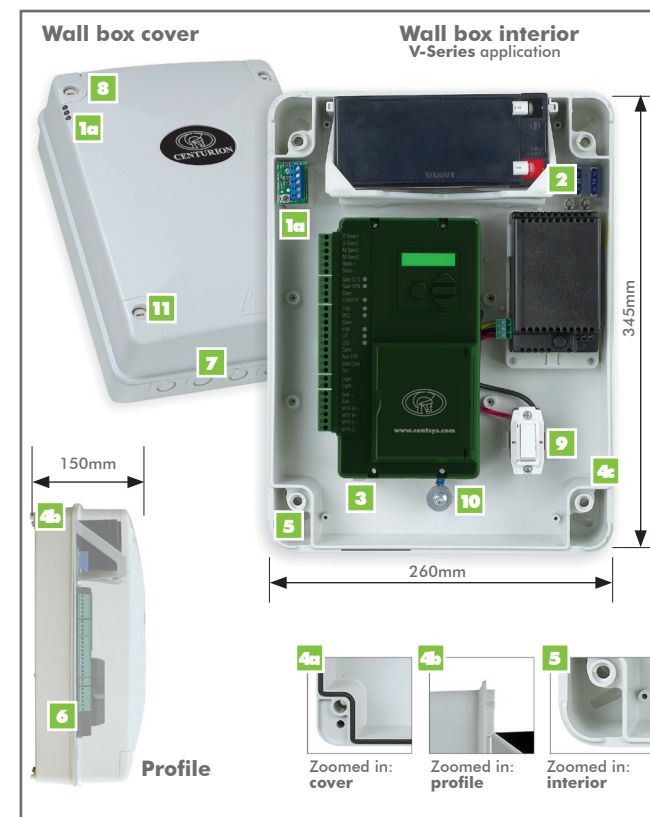
**10 Controller wallbox**  
A fully weatherproof wall-mounted enclosure for the operator's controller electronics

**11 Solar supply**  
Alternative means of powering the system - consult your CENTURION dealer

**12 G-SWITCH-22 devices**  
Allows for monitoring and activating the operator, via your phone, from anywhere in the world that has GSM network coverage

## THE V-SERIES WALL BOX

The V-Series Wall Box, supplied standard with all V-Series kits, is constructed out of tough, UV-resistant, fade-resistant ABS plastic, providing strength and long-term durability. The high IP65 rating (ingress protection) will assure you that just about nothing will get in. Its contemporary design complements the unobtrusive design of the V-Series operator and enhances the aesthetics of any installation.



### Legend:

- Light pipes displaying LED outputs, which will indicate gate status from the interface board
- Interface board with an anti-tamper switch which can be linked to a security company
- Spare fuse holders for both ATO and glass fuses
- Clip-in component brackets
- Weatherproof design to prevent ingress of water, dust and insects. Includes the built-in rubber seal on underside of lid
- Exterior lip to ensure water stays out, even during the removal of the cover
- Screw-down points for cover and mounting slots located outside of the general housing to ensure complete sealing of the unit
- Slotted, diagonal mounting slots add mounting flexibility
- Low level housing wall provides easy access to terminal points
- Five knock-outs for easy, and multiple, cable entry
- Gas breathing point allows any potential build-up of gas to escape, whilst still preventing the ingress of dust, water and ants
- Built-in isolator to conform with legal requirements
- Built-in, easily accessible earth point
- Strip-proof, ultra-strong polycarbonate screws enclosed in screw-retaining slots



**VANTAGE**

## LINEAR SWING GATE OPERATORS

Sleek, stylish, secure and strong swing gate operator for domestic and industrial gates.



# VANTAGE

Sleek, stylish, secure and strong: These are some of the words that describe the **VANTAGE** linear swing gate motor for domestic and industrial gates.

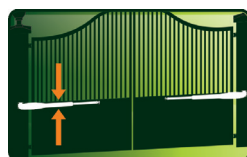
Boasting tough-as-nails die-cast aluminium construction throughout, a grade 304 stainless steel wormshaft for the ultimate in reliability and durability and with sophisticated electronics for smooth, safe operation, **VANTAGE** gives you everything you need to swing the future your way.

## MAIN FEATURES



### Heavy-duty security

When it comes to your home's security, you want real muscle, and with its tough die-cast aluminium armour and powerful piston-driven operation, nothing packs more of a punch than **VANTAGE**. In addition, the **VANTAGE**'s fully-sealed construction with custom-moulded seals ensures that it's as good at shrugging off the elements as it is at keeping criminals out. Beef up security! Fit a **VANTAGE**.



### Low profile in-line design

The **VANTAGE** has a low profile design with in-line construction of the motor, gearbox and actuating piston. This enhances the aesthetic appearance of the operator allowing it to blend in as unobtrusively as possible with the design of the gate.



### Easy to install

The fully integrated linear action operator with no complicated linkages makes the installation of the system very quick and easy. Added to this, the internal position control mechanism simplifies the installation even further, as the gates no longer require end-of-travel endstops.



### High push force

The high-torque DC motor operating through an efficient planetary gearbox, delivers a potent 220kg push force. The **VANTAGE** is capable of reliably operating swing gates in the majority of domestic and industrial applications.



### Revolutionary brake

The revolutionary centrifugal brake developed for the V-Series range of swing gate motors ensures secure locking of the operator when the gate is both open and closed.



### Internal limits

The **VANTAGE**'s advanced internal limit system guarantees very reliable operation and precise control of the movement of the gate. It is designed to provide precision position information to the controller, resulting in unparalleled reliability and setting the standard in early collision detection.



### Complete speed control

The V-Series electronics, with 'Quadra-Drive' speed control, maintains smooth and quiet starting and stopping of the gate regardless of its condition and ambient temperatures, even after many years of service. This state-of-the-art control reduces the operating stresses and extends the life of both the operator and the gate.



### Swift operation

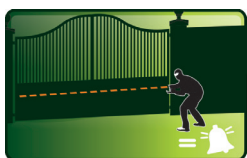
The mechanical gearing of the **VANTAGE**, combined with its leading-edge speed system maintains rapid and precisely-controlled opening and closing of the gate for greater convenience and security.



### Operate wirelessly, thanks to CENTURION<sup>1</sup>

Besides its ultra-secure code-hopping technology offering the highest level remote control security, this CENTURION's onboard receiver is both multichannel and multi-user. It allows for multi-button remote controls to operate any combination of the system inputs, such as Gate trigger, Pedestrian Opening, Holiday Lockout, etc. It stores up to 64 transmitter buttons, and amongst other access control features, it provides the ability to selectively add and delete transmitter buttons saved into its memory.

1. CENTURION ultra-secure code-hopping remote controls and receivers



### Break-in Alarm<sup>2</sup> (a world first)

Improve the security at your entrance by enabling the onboard Break-in Alarm, and be alerted to the presence of would-be intruders loitering at the gate trying to devise a way to get in. This feature, which uses the gate operator safety beams, activates for the period of time that the beam is broken (and for 30 seconds thereafter) and can be linked to a third party alarm, such as armed response.

2. Requires gate safety beams to be installed



### Ambush Alarm<sup>2</sup> (a world first)


Counter the security risk presented by a would-be intruder using the opportunity of covering the gate operator safety beams, waiting for the gate to be opened and stay open and ambush an unsuspecting homeowner. This feature will set off an alarm if the beams have been blocked for an extended period of time. The alarm remains active while the beams remain broken.

2. Requires gate safety beams to be installed



### All-weather construction

All external components of the operator are manufactured from a combination of stainless steel, epoxy-coated coastal-grade aluminium and UV-stabilised engineering polymers. This guarantees a robust and durable unit in both inland and coastal environments.



### Easy to use

The V-Series controller, combined with its Liquid Crystal Display (LCD), provides a very intuitive and easy to use menu system for setting up the end-of-travel limits and all features available on the system. Offering an extensive range of useful features, the controller is exceptionally versatile and has the ability to adapt the system to suit the requirements of almost every user.



### Sensitive anti-crushing control

The V-Series controller accurately monitors any obstructions to the movement of the gate and ensures ultra-safe operation against crushing and end-user peace of mind.



### Safe battery backup

With only a low-voltage battery supply powering the **VANTAGE** operator, the system is totally safe from risks such as electrocution, and has the added benefit of providing power-failure protection. The added efficiency of the operator results in an exceptional number of uses, even off a low-capacity battery in the event of a power failure.



### Anti-fatigue cable harness

Every aspect of the **VANTAGE** has been designed to work hard, and its anti-fatigue cable with over-moulded strain relief makes for excellent reliability and maximum mileage.

## V-SERIES CONTROLLER FEATURES

### Hardware features

- Separate weatherproof housing for dual-channel controller, battery and charger
- Fully-sealed plastic housing for controller to prevent ingress of dirt and insects
- Easy setup of controller using LCD user interface
- Removable connectors on controller for easy maintenance
- Watchdog IC ensures full and safe operation of controller

### Electronic features

- Onboard multichannel CENTURION code-hopping receiver with the ability to learn transmitter buttons to specific functions (e.g. Gate trigger, Pedestrian Opening, Free-exit, Pillar Light Control<sup>1</sup>, Holiday Lockout), and selectively delete specific transmitters that have been lost or stolen
- Multiple Modes of Operation, including Standard Mode and Condominium Mode (multi-user)
- Full configuration of gate opening parameters, including independent gate opening and closing speeds, ramp-up and ramp-down distances and end-of-travel crawl distance
- Automatic closing with adjustable time, pushbutton override and selectable according to gate status
- Selectable leaf-delay on either gate leaf

1. Security / pillar light must be fitted

