



HOW TO CONNECT(110-240V strip)

(1)using connector to connect two strips



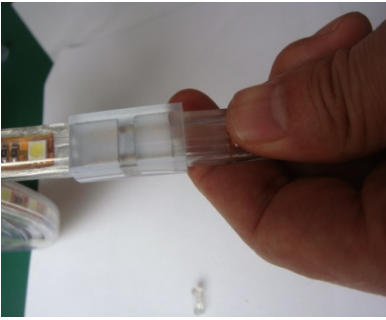
2pins connector



make sure flat surface




if not flat, cut the unflat strip



put 2pins to the strips



connect strips together



put glue to fix strips

(2) Using rectifier power cord to connect strip



Rectifier Power Cord



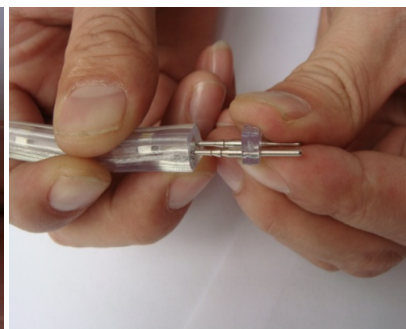
the strip



make sure flat surface



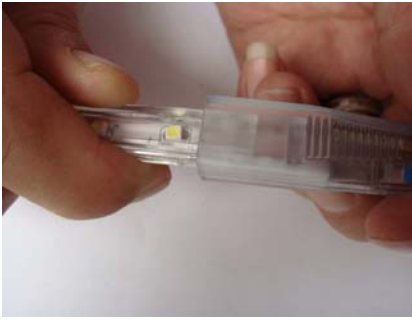
if not flat, cut the unflat strips



insert the pins into the strip



connect strip with power cord



connect



put glue to fix strips

(3)Usage of end cap



end cap



put strip into end cap



put glue to fix strips

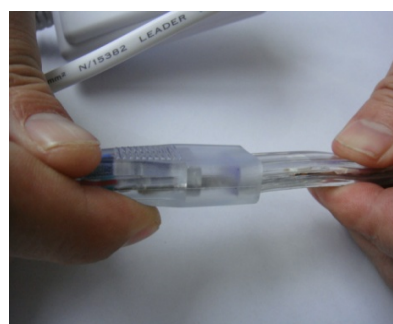
(4)Using simple controller to connect strip




RGB simple controller




before connect



connect



put glue to strengthen connection



finish

(5)Using 4 key controller to connect strip



4key RGB controller with remc




unlock the shell



connect the strip to the lead pins



put glue to fix strip



install the shell of RGB controller back