
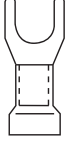
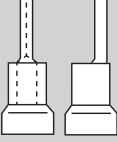



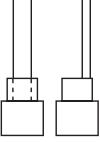


Pre-Insulated Terminals Selection Chart

Wire Range mm ²	STUD (mm)	RING R(E)	SPADE S(E)	PIN P(E)	BUTT UT(E)	BULLET		BLADE FLAT FB(E)
						MALE ULM(E) 	FEMALE ULF(E) 	
,34 - 1,57 (Size 1)	10	(T) 1R10						(T) 1FB10 (10 x 2,3mm)
	8	(T) 1R8						
	6	(T) 1R6	(T) 1S6A‡	(T) 1P10 (10mm)	1UT	(T) 1ULM4 (4mm)	(T) 1ULF4 (4mm)	(T) 1FB11 (11 x 3,0mm)
	5	(T) 1R5	(T) 1S5A‡					
	4	(T) 1R4	(T) 1S4A‡					(T) 1FB14 (14 x 3,0mm)
	3,5		(T) 1S35					
	3	(T) 1R3	(T) 1S3					(T) 1FB18 (18 x 2,3mm)
1,17 - 3,24 (Size 2)	10	(T) 2R10		(T) 2P10 (10mm)	2UT	(T) 2ULM4 (4mm)	(T) 2ULF4 (4mm)	(T) 2FB9 (9 x 2,8mm)
	8	(T) 2R8						
	6	(T) 2R6	2S6A‡	(T) 2P12 (12mm)		(T) 2ULM5 (5mm)	(T) 2ULF5 (5mm)	(T) 2FB13 (13 x 2,4mm)
	5	(T) 2R5	2S5A‡					
	4	(T) 2R4(A)‡	2S4A‡					(T) 2FB18 (18 x 2,2mm)
	3,5	(T) 2R35	2S35					
2,5 - 6,00 (Size 3)	12	(T) 3R12						(T) 3FB10 (10 x 2,8mm)
	10	(T) 3R10						
	8	(T) 3R8						
	6	(T) 3R6	(T) 3S6A‡	(T) 3P13 (13mm)	3UT	(T) 3ULM5 (5mm)	(T) 3ULF5 (5mm)	(T) 3FB14 (14 x 4,5mm)
	5	(T) 3R5	(T) 3S5					
	4	(T) 3R4	(T) 3S4A‡					
	3,5	(T) 3R35						

● 0,25 - 1,65mm² - 19Amp 600V ● 1,04 - 2,63mm² - 27Amp 600V ● 2,63 - 6,64mm² - 48Amp 600V
 NOTE: 1) For inner copper tube (Twingrip) use prefix (T). 2) ‡(A) Option Narrower.