
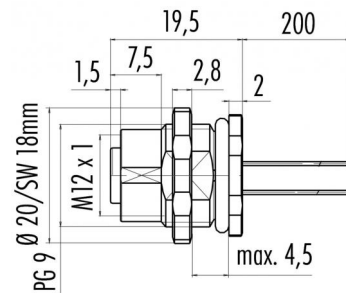


Product Area	Female socket, front fastened, with wires 0,25 mm ² M12 connectors D-Coding	serie 825/876	Pole	4
			Article number	09 3732 87 04

illustration



scale drawing



You can find the assembly instruction on the next page.

Ausführung mit Zink Druckgussgehäuse
Version with zinc diecasted housing

Technical data

Common values

Connector Design	Female socket
Connector locking system	Screw-locking
Termination	wires
Wire gauge (mm)	0,25 mm ²
Wire gauge (AWG)	24
Max. Cable outlet	-
Upper temperature	+85 °C
Lower temperature	-40 °C

Electrical values

Rated voltage	250 V
Rated impulse voltage	2500 V
Pollution degree	3
Overvoltage category	II
Material group	II
Volume resistivity	≤ 3 mΩ
EMV compliance	not shielded
Degree of protection	IP 67
Mechanical operation	>100 mating cycles


Material

Material of contact	CuSn (bronze)
Contact plating	Au (gold)
Material of contact body	PA
Material of housing	zinc diecasting, nickel plated

Cable data

material housing	-
insulation single lead	-
single lead structure	-
conductor resistance	-
bending radius cable fixed	-
bending radius cable movable	-

Fixing thread: PG 9, contacts: 4, female socket, front fastened, with wires, 0,25 mm²



Product Area Female socket, front fastened, with wires 0,25 mm²
M12 connectors D-Coding serie 825/876

Pole 4
Article number 09 3732 87 04

Date: 2013-10-04 - Page 2 of 2

Installation instructions / Mounting cutout

Mit Durchgangsbohrung/*With bore hole*

