

# LARGE CAN TYPE

# LP Series

## Snap-in Terminal Type, Standard

JAMICON®

HV ← LP → HP



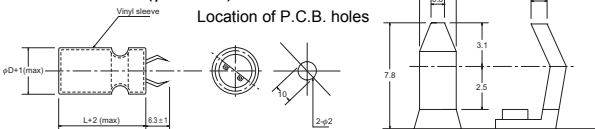
- Three kinds of terminal are available for your use.
- Withstanding 2000 hours application of high ripple current at 85°C.

### ● SPECIFICATION

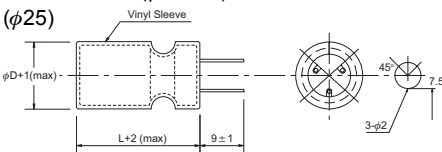
Item	Characteristic													
Operation Temperature Range	-40 ~ +85°C							-25 ~ +85°C						
Rated Working Voltage	10 ~ 100VDC							160 ~ 450VDC						
Capacitance Tolerance (120Hz 20°C)	±20%(M)													
Leakage Current (20°C)	$I \leq 0.03CV$ or 3 (mA) *Whichever is smaller after 5 minutes I : Leakage Current(μA) C : Rated Capacitance(μF) V : Working Voltage(V)													
Surge Voltage (20°C)	W.V.	10	16	25	35	50	63	100	160	200	250	350	400	450
	S.V.	13	20	32	44	63	79	125	200	250	300	400	450	500
Dissipation Factor (tan δ) (120Hz 20°C)	Rated Voltage (V)		10	16	25	35	50	63	100	160~250	350~450			
	tan δ	CV ≤ 100,000	0.50	0.40	0.35	0.25	0.25	0.25	0.20	0.20	0.25			
		CV > 100,000	0.60	0.50	0.45	0.35	0.30	0.30	0.25	0.20	0.25			
Low Temperature Stability	Impedance ratio at 120Hz													
	Rated Voltage (V)		10~100				160~250				350~450			
	-25°C / +20°C		4				6				8			
	-40°C / +20°C		15				—				—			
Load Life	After 2000 hours application of W.V. at +85°C, the capacitor shall meet the following limits.													
	Capacitance Change		±20% of initial value											
	Dissipation Factor		≤150% of initial specified value											
	Leakage current		≤initial specified value											
Shelf Life	At +85°C no voltage application after 1000 hours, the capacitor shall meet the limits for load life characteristics. (with voltage treatment)													

### ● TERMINAL TYPE

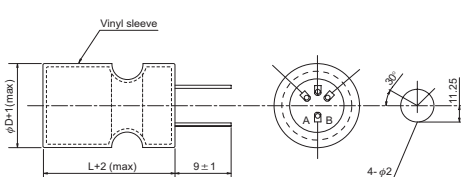
#### ▲ P.C.B. TERMINAL (SNAP IN) SYMBOL:W(φ22~35)



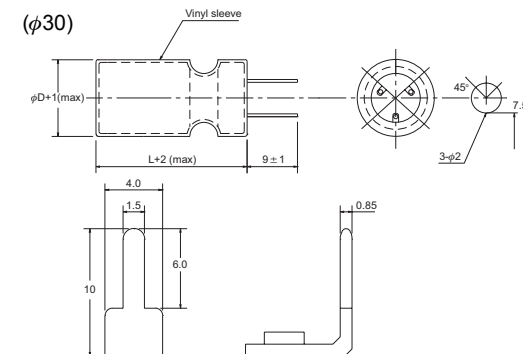
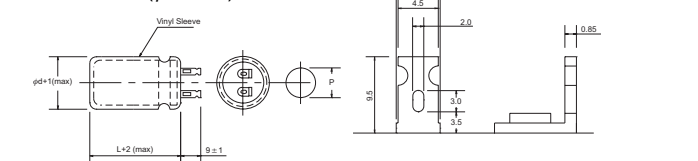
#### ▲ P.C.B. TERMINAL SYMBOL:V(φ25~35)



#### (φ35) A.B. blank terminals



#### ▲ LUG TERMINAL SYMBOL:G(φ22~35)



### ● RIPPLE CURRENT COEFFICIENTS

Temperature(°C)	45	60	70	85
Multiplier	1.55	1.30	1.20	1.00

Frequency(Hz)	60	120	1K	10K	100K
W.V.	Multiplier				
10~35V	0.90	1.00	1.05	1.10	1.10
50~100V	0.90	1.00	1.15	1.20	1.20
160~250V	0.80	1.00	1.35	1.45	1.50
350~450V	0.90	1.00	1.30	1.40	1.45

● CASE SIZE & MAX RIPPLE CURRENT

Case size : D x L (mm)  
Max ripple current : A(rms) 85°C 120Hz

μF	V(Code) Code	Item	10 (1A)		16 (1C)		25 (1E)		35 (1V)	
			DxL	R.C.	DxL	R.C.	DxL	R.C.	DxL	R.C.
3300	332					22x25	2.03	22x25	2.04	
						25x25	2.09	25x25	2.10	
4700	472			22x25	1.81	22x30	2.43	22x30	2.41	
				25x25	2.21	25x25	2.31	30x25	2.44	
6800	682			22x25	2.40	22x35	2.87	22x40	2.98	
				25x25	2.47	30x25	2.72	30x30	2.86	
8200	822		22x25	2.39	22x30	2.70	22x40	3.16	22x45	3.25
			25x25	2.46	30x25	2.73	30x30	3.03	35x30	3.42
10000	103		22x30	2.69	22x35	3.00	22x45	3.45	25x45	3.41
			25x25	2.57	30x25	2.84	30x30	3.14	35x30	3.51
12000	123		22x30	2.81	22x40	3.30	22x50	3.74	25x50	3.68
			30x25	2.84	30x30	3.16	35x30	3.75	35x35	3.84
15000	153		22x35	3.14	22x45	3.62	25x45	3.78	30x45	4.08
			30x25	2.97	35x25	3.55	35x30	3.89	35x40	4.47
22000	223		22x45	3.79	25x45	4.25	30x50	4.94	35x45	5.68
			30x30	3.45	35x30	4.37	35x40	5.17		
33000	333		25x45	4.99	30x45	5.48	35x50	6.95	35x70	8.42
			35x30	4.89	35x40	6.01				
47000	473		30x45	5.97	35x45	7.53	35x60	8.97		
			35x40	6.54						
68000	683		35x50	8.64	35x60	10.24				

μF	V(Code) Code	Item	50 (1H)		63 (1J)		100 (2A)	
			DxL	R.C.	DxL	R.C.	DxL	R.C.
820	821					22x30	1.55	
						25x25	1.54	
1000	102			22x25	1.42	22x30	1.71	
				25x25	1.46	30x25	2.20	
1500	152			22x25	1.74	22x40	2.38	
				30x25	1.81	35x30	2.54	
2200	222		22x25	1.92	22x30	2.08	25x45	2.77
			25x25	1.98	30x25	2.10	35x30	2.85
3300	332		22x35	2.51	22x45	2.81	30x45	3.27
			30x25	2.38	35x25	2.76	35x35	3.39
4700	472		22x40	2.89	25x45	3.11	35x45	4.01
			35x25	2.99	35x30	3.20		
6800	682		25x45	3.37	30x45	3.54	35x60	4.85
			35x30	3.46	35x35	3.68		
8200	822		25x50	3.62	30x50	3.81	35x70	5.30
			35x35	3.79	35x40	3.99		
10000	103		30x45	3.72	35x50	4.48	35x70	5.49
			35x35	3.86				
12000	123		35x45	4.53	35x60	5.13		
15000	153		35x50	5.30				

● CASE SIZE & MAX RIPPLE CURRENT

Case size : D x L (mm)  
 Max ripple current : A(rms) 85°C 120Hz

μF	V(Code) Code Item	160 (2C)		200 (2D)		250 (2E)	
		DxL	R.C.	DxL	R.C.	DxL	R.C.
220	221			22x25	0.97	22x20	1.14
				25x25	1.00	25x25	1.09
330	331	22x25	1.11	22x30	1.29	22x40	1.58
		25x25	1.14	25x25	1.23	30x25	1.42
470	471	22x35	1.53	22x40	1.74	22x50	2.09
		30x25	1.45	30x25	1.55	30x35	1.93
560	561	22x35	1.67	22x45	2.00	25x45	2.29
		30x25	1.58	30x30	1.82	35x30	2.22
680	681	22x40	1.95	25x40	2.14	30x40	2.46
		30x30	1.87	30x35	2.14	35x35	2.68
820	821	22x50	2.36	25x50	2.59	30x45	2.83
		30x30	2.05	35x30	2.55	35x40	3.11
1000	102	25x45	2.55	30x45	2.87	35x45	3.60
		35x30	2.62	35x35	2.99		
1500	152	30x45	3.28	35x50	4.24		

μF	V(Code) Code Item	350 (2V)		400 (2G)		450 (2W)	
		DxL	R.C.	DxL	R.C.	DxL	R.C.
47	470			22x25	0.43	22x25	0.36
				25x25	0.45	25x25	0.37
100	101	22x30	0.66	22x30	0.68	22x35	0.61
		25x25	0.63	25x25	0.65	25x30	0.59
150	151	22x35	0.86	22x40	0.95	22x50	0.88
		30x25	0.82	30x25	0.85	30x30	0.76
220	221	22x45	1.17	22x50	1.27	25x50	1.08
		30x30	1.06	25x40	1.17	35x35	1.13
330	331	25x50	1.53	30x45	1.59	35x45	1.53
		35x35	1.60	35x35	1.65		
470	471	30x50	1.92	35x45	2.19		
		35x40	2.01				
560	561	35x45	2.31				