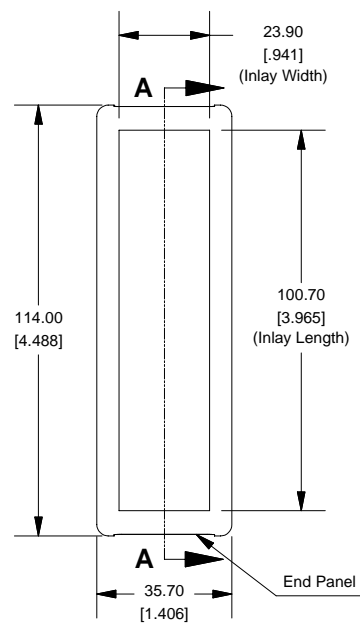
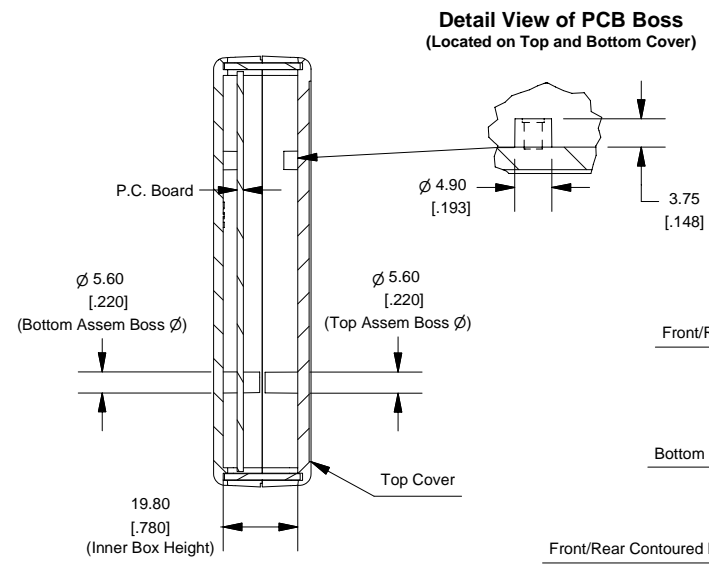


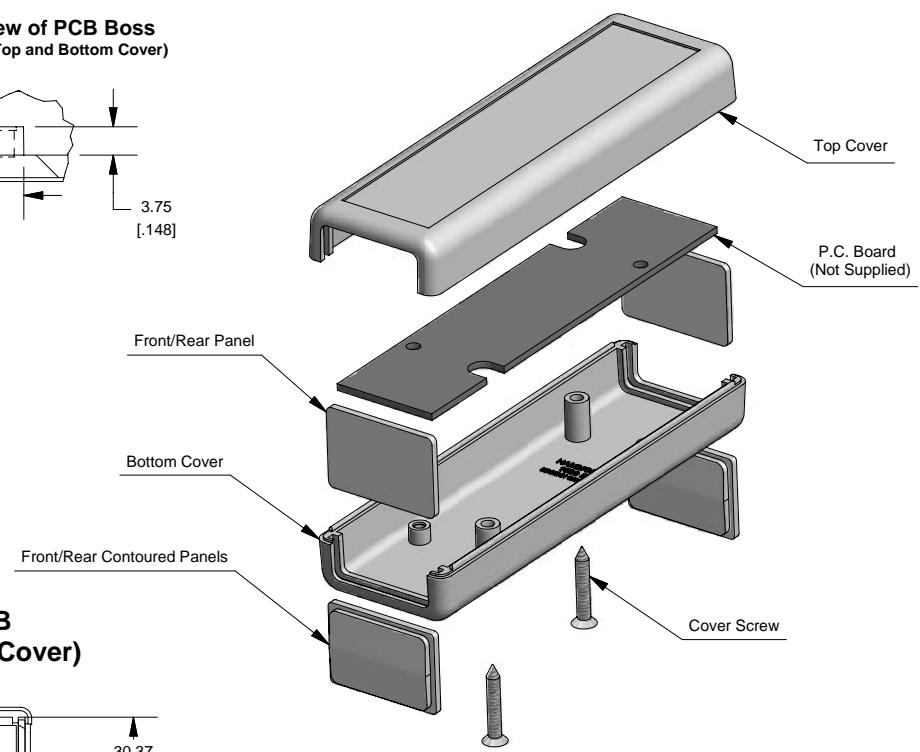
### Top View of Assembly



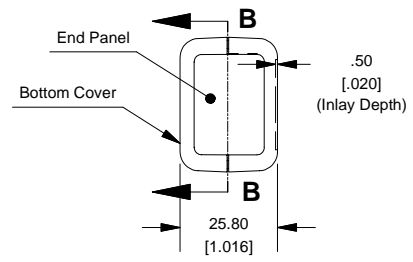
### SECTION A-A (Side View Inside Assembly)



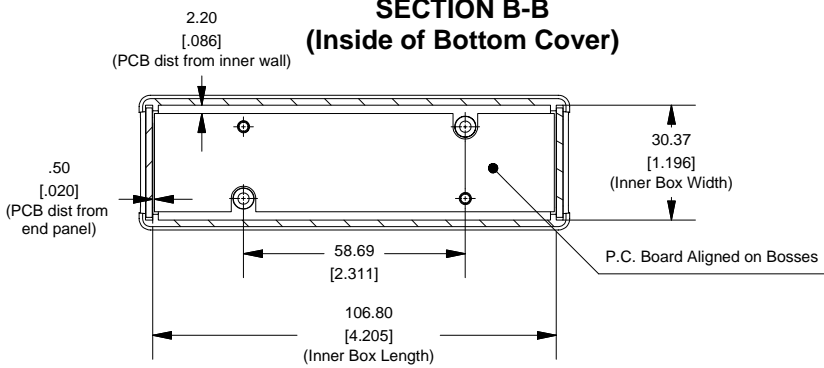
## Hand Held Instrument (1593D)



### End View of Assembly



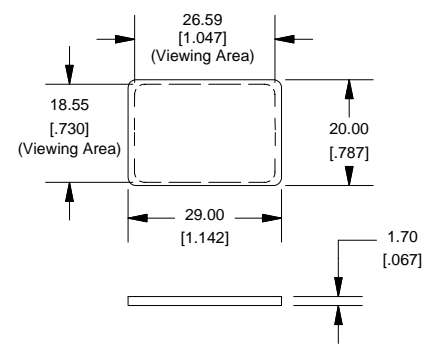
### SECTION B-B (Inside of Bottom Cover)



**NOTE**  
Purchased assembly includes top and bottom cover, front and rear plastic panels (2 types - flat and contoured) and 2 cover screws.

PART NUMBERS	
1593D Enclosure	
Black Enclosure	1593DBK
Grey Enclosure	1593DGY
ACCESSORIES	
Cover Screws (Pkg 100) [#4 x 3/4" self-tapping oval head (19.1mm)]	1593QS100
P.C. Board Screws [#4 x 1/4" self-tapping (6.4mm)]	1593ATS50 (Pkg 50) 1593ATS100 (Pkg 100)
Belt or Pocket Clip	1599CLIP (Black) 1599CLIPGY (Grey)
Infrared Panels (Pkg 10)	1593DIR10

### Front/Rear Panel (Dashed Line Indicates Viewing Area)



### Maximum P.C. Board Size

