

Model 248, 249

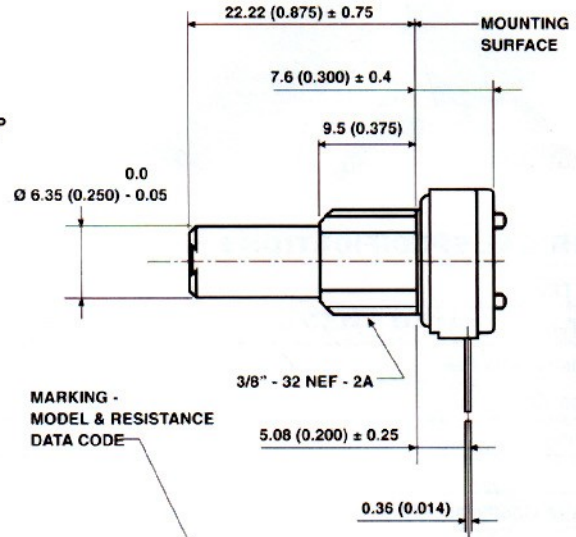
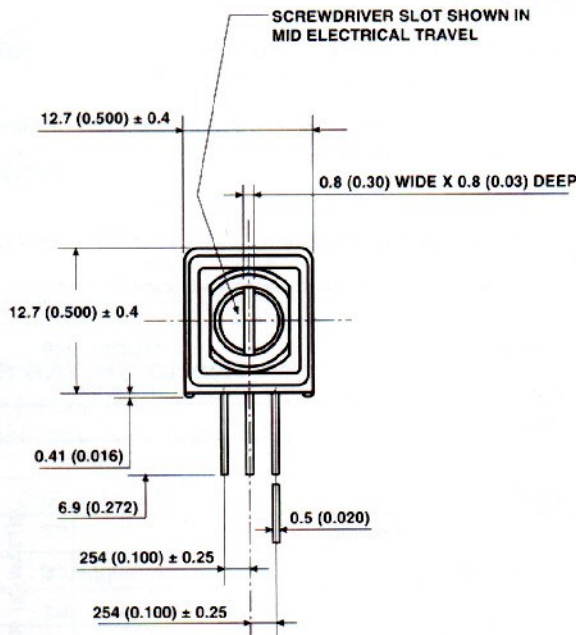
Vishay Spectrol

1/2" (12.7mm) Conductive Plastic & Cermet Potentiometers

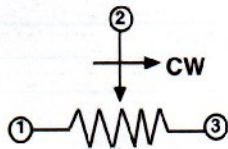
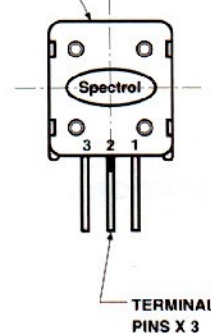
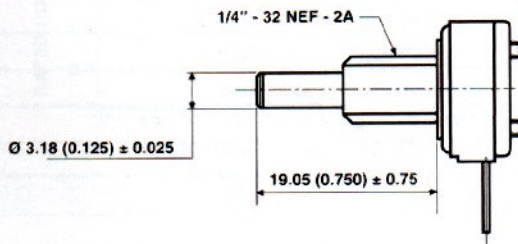


DIMENSIONS in inches (millimeters)

METAL OR PLASTIC SHAFTS



METAL SHAFT




RESISTANCE VALUES	
Ohms 248/249:	500R, 1K, 2K, 5K, 10K, 25K, 50K, 100K, 250K, 500K

ENVIRONMENTAL SPECIFICATIONS	
Temperature Range	- 55°C to + 125°C
Shock	390 meters/sec/sec, 1000 bumps
Vibrations	98 meters/sec/sec. 0.75mm, 10 to 500Hz
Rotational Life (Electrical)	
248:	50,000 cycles
249:	25,000 cycles
Load Life @ 70°C	1000 hours
Materials	
Shaft:	Plated brass or plastic
Housing & Rear Lid:	Plastic flame retardant
Terminals:	Phosphor bronze, solder plated
Mounting Hardware	Lockwasher: Steel, nickel plated Panel nut: Brass, nickel plated

MARKING	
Unit Identification	Manufacturer's name and model number, IEC resistance value coding, tolerance, data code and terminal identification



1/2" (12.7mm) Conductive Plastic & Cermet Potentiometers



FEATURES

- Model 248/249 Retains the Proven High Performance Characteristics in a more Cost Effective Package
- This Model is Destined to Become the First Choice when Seeking High Quality
- Cost Effective Panel Potentiometers
- P.C.B. Mounting Potentiometers

ELECTRICAL SPECIFICATIONS		
PARAMETER	MODEL 248	MODEL 249
Element Type	Conductive Plastic	Cermet
Total Resistance Range	500 to 500K	
Resistance Tolerance	± 20%	± 10%
Power rating	0.5 watts @ 70°C	1.0 watts @ 70°C
	Both derated to zero @ 125°C	
Temperature Coefficient of Resistance	± 1000ppm/°C	± 100ppm/°C
Linearity Tolerance	± 5% Independent	
Contact Resistance Variation	Both 3% of the Total Resistance	
Insulation Resistance	1000M minimum, 500VDC	
Dielectric Strength	750V _{RMS} minimum 500Hz	
End Resistance	2 maximum each end	
Effective Electrical Angle	265° ± 5°	

MECHANICAL SPECIFICATIONS	
PARAMETER	
Rotation	295° ± 5°
Torque	Starting and Running 1.5 to 18.75mNm
End Stop Torque	0.35Nm (50 oz-in)
Weight	8.3g's (0.29 oz) (1/4" x 7/8" FMF metal shaft)
Max Tightening Torque	0.50Nm (1/4" Bush) 0.70Nm (3/8" Bush)

ORDERING INFORMATION				
248 MODEL	JE SPECIAL FEATURES	8 SHAFT OPTIONS	08 FMF SHAFT OPTIONS	103 STANDARD VALUES & RESISTANCE CODE
248/249	D: Rear locating lugs E: Type 1 rear stand offs F: Type 2 rear stand offs J: CW audio taper	7: 6.35 (1/4") plastic - 8: 3.18 (1/8") plated brass - 9: 6.35 (1/4") plated brass	- 08: 19.05 (3/4") for 3.18 (1/8") plated brass 10: 22.22 (7/8") for 6.35 (1/4") plated brass or plastic versions	RESISTANCE VALUES 501 501 102 1K 252 2K5 502 5K 103 10K 253 25K 503 50K 104 100K 254 250K 504 500K
Example: 248 - JE - 8 - 08 - 103				