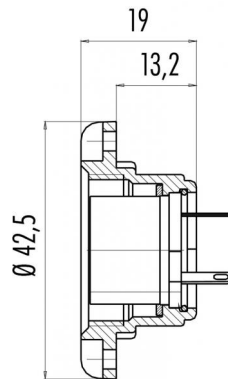


Product Area	Female socket M 25 connectors	serie 691	Pole	7
			Article number	09 0044 00 07

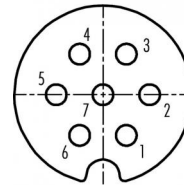
illustration



scale drawing



Contact Arrangement



	X	Y
1	2,50	-4,33
2	5,00	0,00
3	2,50	4,33
4	-2,50	4,33
5	-5,00	0,00
6	-2,50	-4,33
7	0,00	0,00

You can find the assembly instruction on the next page.

Technical data

Common values

Connector Design	Female socket
Connector locking system	Screw
Termination	solder
Wire gauge (mm)	0,75 mm ²
Wire gauge (AWG)	20
Cable outlet	-
Upper temperature	+85 °C
Lower temperature	-40 °C

Material


Material of contact	CuSn (bronze)
Contact plating	Ag (silver)
Material of contact body	PET (UL 94 V 0)
Material of housing	Gd-Al (eloxadized)

Cable data

Contacts 7, female socket

Electrical values

Rated voltage	250 V
Rated impulse voltage	2500
Pollution degree	I
Overvoltage category	II
Material group	III
Rated current (40°C)	5 A
Volume resistivity	≤ 5 mΩ
EMV compliance	not shielded
Degree of protection	IP 40
Mechanical operation	>500 mating cycles



Product
Area

Female socket
M 25 connectors

serie 691

Pole
Article number

7
09 0044 00 07

Installation instructions / Mounting cutout

