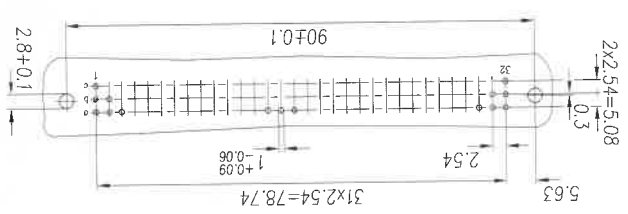
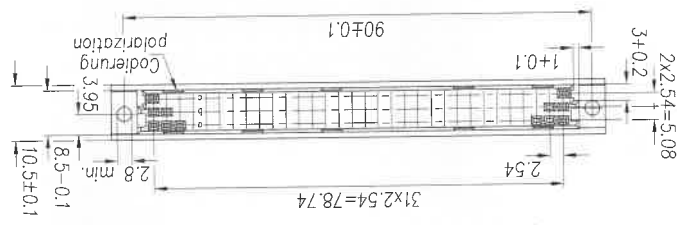
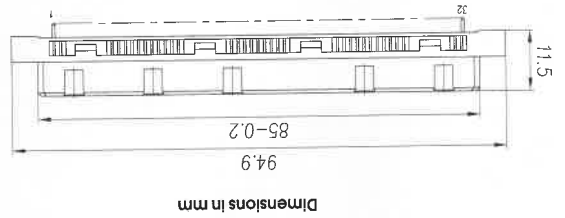

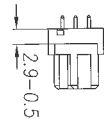


Female Connectors Type C



Printed Circuit Layout for SnpB-PCB's



No. of Positions	Position	Quality Class	Termination Methods
32	Row a,c (2,4,6,...)	II	104-60014-xx
48	Row a,b,c (2,4,6,...)	II	104-65045-xx
64	Row a,c	II	104-65055-xx
96	Row a,b,c	II	104-65066-xx

Part No. 884-200
 PCB thickness: PCB 1.5 ... 2.0 mm = xxx-xxxx-01 with X=3.2 mm
 PCB 2.0 ... 2.8 mm = xxx-xxxx-02 with X=4.6 mm
 PCB > 2.8 mm = xxx-xxxx-03 with X=4.6 mm
 On request: with/without mounting flange — Special assembly possible — Pin length to customer request — other quality class possible
 Insertion tool:
 Part No. 884-200
 Contact area Au/Ni / Terminals SnpB Part No. 104-60...-xx — xx (see page 1.12) chapter "Techn. Notes/PCB warping"