



Ground fault module with analog residual current detection for connection of a residual-current transformer 3UL23, max. 1 ground fault module per, for SIMOCODE pro V basic unit

product brand name	SIRIUS
product designation	ground fault modules
manufacturer's article number	<ul style="list-style-type: none"> • 1 of residual current transformer connectable 3UL2302-1A • 2 of residual current transformer connectable 3UL2303-1A • 3 of residual current transformer connectable 3UL2304-1A • 4 of residual current transformer connectable 3UL2305-1A • 5 of residual current transformer connectable 3UL2306-1A • 6 of residual current transformer connectable 3UL2307-1A
General technical data	
type of current for monitoring	AC and pulse-shaped direct currents (type A)
response time maximum	100 ms
product component	<ul style="list-style-type: none"> • input for thermistor connection No • input for analog temperature sensors No • input for ground fault detection Yes
consumed active power	0.1 W
protection class IP	IP20
shock resistance according to IEC 60068-2-27	15g / 11 ms
reference code according to IEC 81346-2	B
reference code according to IEC 81346-2:2019	B
Substance Prohibitance (Date)	05/01/2012
SVHC substance name	Blei - 7439-92-1 Bleimonoxid (Bleioxid) - 1317-36-8
measurable line frequency initial value	400 Hz
measurable line frequency full-scale value	16 Hz
relative measurement deviation of residual current transformer	2.5 %
Electromagnetic compatibility	
EMC emitted interference according to IEC 60947-1	class A
EMC immunity according to IEC 60947-1	corresponds to degree of severity 3
conducted interference	<ul style="list-style-type: none"> • due to burst according to IEC 61000-4-4 1 kV • due to conductor-earth surge according to IEC 61000-4-5 2 kV • due to conductor-conductor surge according to IEC 61000-4-5 1 kV • due to high-frequency radiation according to IEC 61000-4-6 10 V
field-based interference according to IEC 61000-4-3	10 V/m
electrostatic discharge according to IEC 61000-4-2	6 kV contact discharge / 8 kV air discharge
field-bound HF interference emission according to CISPR11	corresponds to degree of severity A

Inputs/ Outputs	
number of inputs	1
number of digital inputs	0
number of analog inputs	1
number of sensor inputs for ground fault detection	1
number of outputs	0
number of semiconductor outputs	0
number of outputs as contact-affected switching element	0
number of analog outputs	0

Installation/ mounting/ dimensions	
mounting position	any
fastening method	screw and snap-on mounting
height	92 mm
width	22.5 mm
depth	124 mm
required spacing	
• top	40 mm
• bottom	40 mm
• left	0 mm
• right	0 mm
diameter of inlet opening of connectable residual current transformer	35 ... 210 mm

Connections/ Terminals	
type of connectable conductor cross-sections	
• solid	1x (0.5 ... 4.0 mm ²), 2x (0.5 ... 2.5 mm ²)
• finely stranded with core end processing	1x (0.5 ... 2.5 mm ²), 2x (0.5 ... 1.5 mm ²)
• for AWG cables solid	1x (20 ... 14), 2x (20 ... 16)
• for AWG cables stranded	1x (20 ... 12), 2x (20 ... 14)
tightening torque with screw-type terminals	0.8 ... 1.2 N·m
tightening torque [lbf·in] with screw-type terminals	7 ... 10.3 lbf·in

Ambient conditions	
installation altitude at height above sea level	
• 1 maximum	2 000 m
• 2 maximum	3 000 m; max. +50 °C (no protective separation)
• 3 maximum	4 000 m; max. +40 °C (no protective separation)
ambient temperature	
• during operation	-25 ... +60 °C
• during storage	-40 ... +80 °C
• during transport	-40 ... +80 °C
environmental category	
• during operation according to IEC 60721	3K6 (no formation of ice, no condensation, relative humidity 10 ... 95%), 3C3 (no salt mist), 3S2 (sand must not get into the devices), 3M6
• during storage according to IEC 60721	1K6 (no condensation, relative humidity 10 ... 95%), 1C2 (no salt mist), 1S2 (sand must not get into the devices), 1M4
• during transport according to IEC 60721	2K2, 2C1, 2S1, 2M2
relative humidity during operation	5 ... 95 %

Electrical Safety	
touch protection against electrical shock	finger-safe

Galvanic isolation	
(electrically) protective separation according to IEC 60947-1	All circuits with protective separation (double creepage paths and clearances), the information in the "Protective Separation" test report, No. 2668, must be observed.

Approvals Certificates	
General Product Approval	



EG-Konf.

[Confirmation](#)



CCC



UL



EMV	Test Certificates	Marine / Shipping	other
-----	-------------------	-------------------	-------



[Type Test Certificates/Test Report](#)



[Confirmation](#)

Further information

Information on the packaging

<https://support.industry.siemens.com/cs/ww/en/view/109813875>

Information- and Downloadcenter (Catalogs, Brochures,...)

<https://www.siemens.com/ic10>

Industry Mall (Online ordering system)

<https://mall.industry.siemens.com/mall/en/en/Catalog/product?mlfb=3UF7510-1AA00-0>

Cax online generator

<http://support.automation.siemens.com/WW/CAXorder/default.aspx?lang=en&mlfb=3UF7510-1AA00-0>

Service&Support (Manuals, Certificates, Characteristics, FAQs,...)

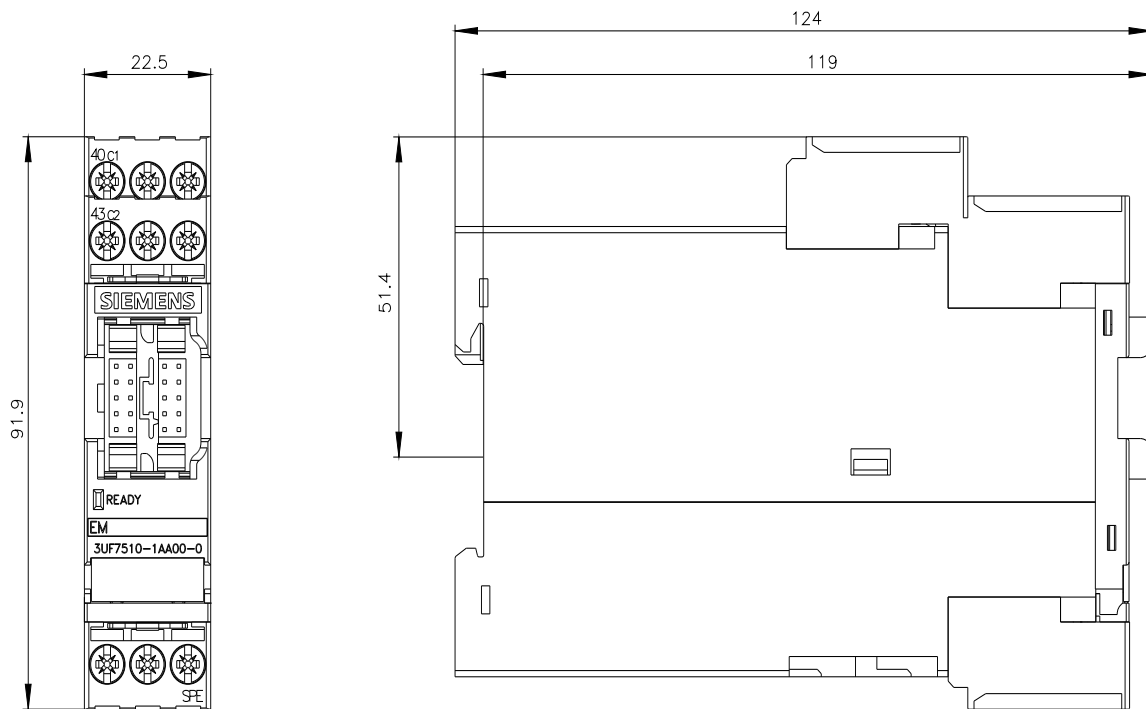
<https://support.industry.siemens.com/cs/ww/en/ps/3UF7510-1AA00-0>

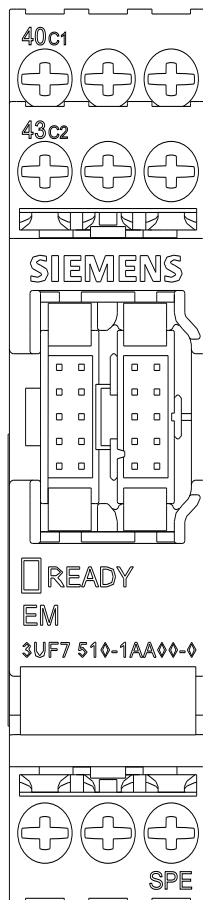
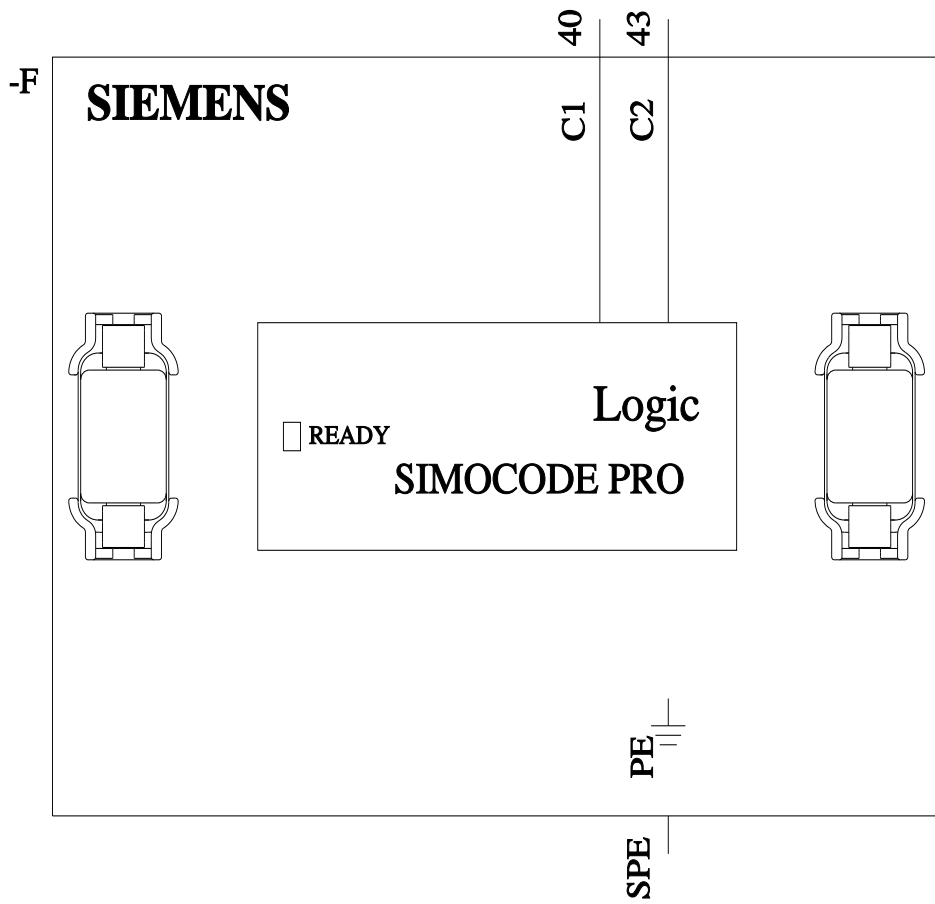
Image database (product images, 2D dimension drawings, 3D models, device circuit diagrams, EPLAN macros, ...)

http://www.automation.siemens.com/bilddb/cax_de.aspx?mlfb=3UF7510-1AA00-0&lang=en

Test report No. A0258, protective separation

<https://support.industry.siemens.com/cs/ww/en/view/109748152>





last modified:

8/16/2023