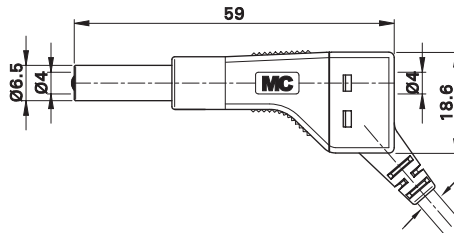



Stapelbare Ø 4 mm-Stecker

Stackable Ø 4 mm Plugs

Fiches Ø 4 mm à reprise arrière

ZGL-410 ZGL-425



MAH 555  
MAH 556

ZGL-410:	ZGL-425:
1 mm <sup>2</sup>	2,5 mm <sup>2</sup>
Min. Ø 3,4 mm	Min. Ø 3,4 mm
Max. Ø 3,9 mm	Max. Ø 3,9 mm



Stapelbare Ø 4 mm-Stecker mit federnder Kontaktlamelle für die Selbstmontage von Messleitungen. Mit Schieböhülse zum Schutz gegen zufällige Berührung. **Schraubanschluss.**

Stackable Ø 4 mm plugs with spring-loaded Multilam for self-assembly of test leads. With retractable sleeve to prevent accidental touching. **Screw connection.**

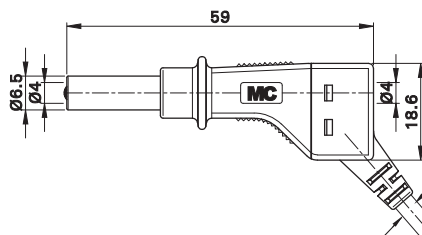
Fiches à lamelles Ø 4 mm à reprise arrière destinées à la confection de cordons de mesure. Protégées contre tout contact fortuit par un fourreau isolant rétractable. **Raccord à visser.**

Typ Type Type	Best.-Nr. Order No. N° de Cde	Bemessungsspannung / -strom Rated voltage / current Tension / intensité assignée	Montageanleitung Assembly instructions Instructions de montage	*Farben *Colours *Couleurs
---------------------	-------------------------------------	--	--	----------------------------------

ZGL-410	64.9325*	30 V <sub>AC</sub> ~ 60 V <sub>DC</sub> / max. 19 A	MAH 555	Ni <span style="display: inline-block; width: 15px; height: 10px; background-color: #208080; border: 1px solid black;"></span> <span style="display: inline-block; width: 15px; height: 10px; background-color: #800080; border: 1px solid black;"></span> <span style="display: inline-block; width: 15px; height: 10px; background-color: #FF0000; border: 1px solid black;"></span> <span style="display: inline-block; width: 15px; height: 10px; background-color: #0000FF; border: 1px solid black;"></span> <span style="display: inline-block; width: 15px; height: 10px; background-color: #FFFF00; border: 1px solid black;"></span>
ZGL-425	64.9326*	30 V <sub>AC</sub> ~ 60 V <sub>DC</sub> / max. 32 A	MAH 556	Ni <span style="display: inline-block; width: 15px; height: 10px; background-color: #208080; border: 1px solid black;"></span> <span style="display: inline-block; width: 15px; height: 10px; background-color: #800080; border: 1px solid black;"></span> <span style="display: inline-block; width: 15px; height: 10px; background-color: #FF0000; border: 1px solid black;"></span> <span style="display: inline-block; width: 15px; height: 10px; background-color: #0000FF; border: 1px solid black;"></span> <span style="display: inline-block; width: 15px; height: 10px; background-color: #FFFF00; border: 1px solid black;"></span>



XZGL-410 XZGL-425



MAH 557  
MAH 558

XZGL-410:	XZGL-425:
1 mm <sup>2</sup>	2,5 mm <sup>2</sup>
Min. Ø 3,4 mm	Min. Ø 3,4 mm
Max. Ø 3,9 mm	Max. Ø 3,9 mm

Stapelbare Ø 4 mm-Stecker mit federnder Kontaktlamelle für die Selbstmontage von Messleitungen. Mit Schieböhülse zum Schutz gegen zufällige Berührung. Durch den Schutzkragen reichen die Luft- und Kriechstrecken aus, um mit diesem Stecker versehene Messleitungen sicher und normgerecht bis 600 V, CAT II auch an ältere Messgeräte anzuschließen, die noch nicht mit Sicherheitsbuchsen ausgestattet sind. **Schraubanschluss.**

Stackable Ø 4 mm plugs with spring-loaded Multilam for self-assembly of test leads. With retractable sleeve to prevent accidental touching. As a result of the protective collar, the clearances and creepage distances allow test leads equipped with this plug also to be safely connected to older test instruments not yet fitted with safety sockets up to 600 V, CAT II in conformity with the standards. **Screw connection.**

Fiches à lamelles Ø 4 mm à reprise arrière destinées à la confection de cordons de mesure. Protégées contre tout contact fortuit par un fourreau isolant rétractable. Grâce à la garde de protection, les lignes de fuite et les distances dans l'air sont suffisantes pour utiliser des cordons de mesure composés de ces fiches en toute sécurité jusqu'à 600 V, CAT II, même connectés à d'anciens appareils, non équipés de douilles de sécurité. **Raccord à visser.**

Typ Type Type	Best.-Nr. Order No. N° de Cde	Bemessungsspannung / -strom Rated voltage / current Tension / intensité assignée	Montageanleitung Assembly instructions Instructions de montage	*Farben *Colours *Couleurs
---------------------	-------------------------------------	--	--	----------------------------------

XZGL-410	66.9327*	600 V, CAT II / max. 19 A	MAH 557	Ni <span style="display: inline-block; width: 15px; height: 10px; background-color: #208080; border: 1px solid black;"></span> <span style="display: inline-block; width: 15px; height: 10px; background-color: #800080; border: 1px solid black;"></span> <span style="display: inline-block; width: 15px; height: 10px; background-color: #FF0000; border: 1px solid black;"></span> <span style="display: inline-block; width: 15px; height: 10px; background-color: #0000FF; border: 1px solid black;"></span> <span style="display: inline-block; width: 15px; height: 10px; background-color: #FFFF00; border: 1px solid black;"></span>
XZGL-425	66.9328*	600 V, CAT II / max. 32 A	MAH 558	Ni <span style="display: inline-block; width: 15px; height: 10px; background-color: #208080; border: 1px solid black;"></span> <span style="display: inline-block; width: 15px; height: 10px; background-color: #800080; border: 1px solid black;"></span> <span style="display: inline-block; width: 15px; height: 10px; background-color: #FF0000; border: 1px solid black;"></span> <span style="display: inline-block; width: 15px; height: 10px; background-color: #0000FF; border: 1px solid black;"></span> <span style="display: inline-block; width: 15px; height: 10px; background-color: #FFFF00; border: 1px solid black;"></span>