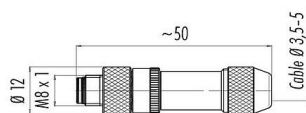


Product description	M8 Male cable connector, Contacts: 4, 3.5-5.0 mm, shieldable, solder, IP67, UL
Area	M8 series 768
Part no.	99 3363 00 04

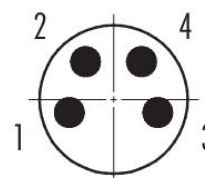
Illustration



Scale drawing



Contact arrangement (Plug-in side)



You can find the component part drawing and assembly instructions on the next page.

Technical data

General features

Part no.	99 3363 00 04
Connector design	Male cable connector
Type standard	DIN EN 61076-2-104
Version	Connector pin straight
Connector locking system	screw
Termination	solder
Degree of protection	IP67
Cross-sectional area	0.25 mm ² / AWG 24
Cable outlet	3.5-5.0 mm
Temperature range from/to	-40 °C / 85 °C
Mechanical operation	> 100 Mating cycles
Weight (g)	17.82
Customs tariff number	85369010
Country of Origin	DE

Electrical parameters

Rated voltage	30 V
Rated impulse voltage	1500 V
Rated current	4.0 A
Pollution degree	3
Overvoltage category	III
Insulating material group	III
EMC compliance	shieldable
Shield connection	Shielding ring

Product description	M8 Male cable connector, Contacts: 4, 3.5-5.0 mm, shieldable, solder, IP67, UL
-	-
Area	M8 series 768
Part no.	99 3363 00 04

Material

Contact body material	PA
Contact material	CuZn (brass)
Contact plating	Au (gold)
Locking material	CuZn (brass)
REACH SVHC	CAS 96-45-7 (Imidazolidine-2-thione) CAS 7439-92-1 (Lead)
SCIP number	04be874f-3614-4791-9be1-e5101e861589

Authorization/approvals

Approvals	UL
-----------	----

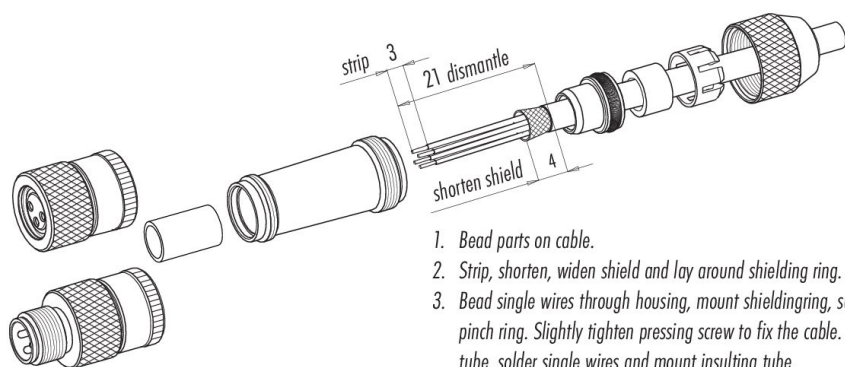
Classifications

eCl@ss 11.1	27-44-01-02
ETIM 9.0	EC002635

Declarations of conformity

Low Voltage Directive	2014/35/EU (EN 60204-1:2018;EN 60529:1991)
-----------------------	--

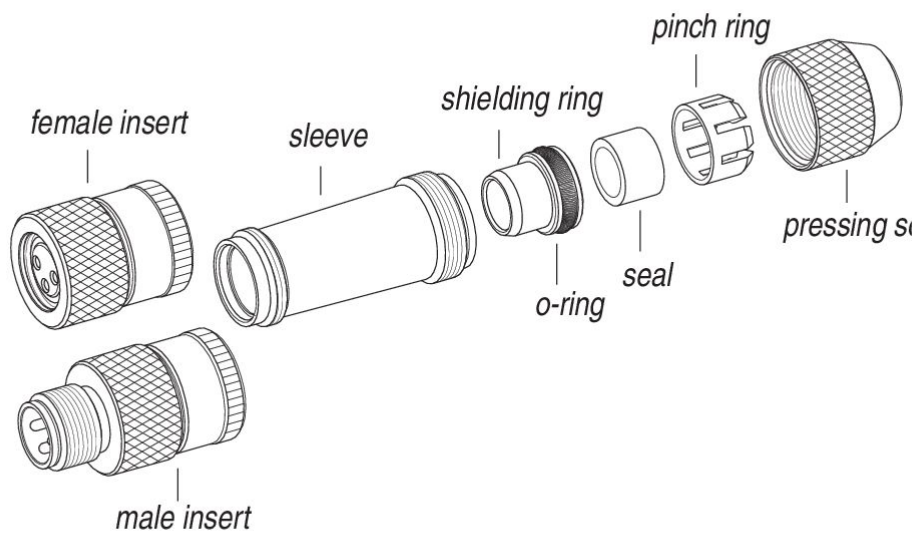
Assembly instructions



1. Bead parts on cable.
2. Strip, shorten, widen shield and lay around shielding ring.
3. Bead single wires through housing, mount shieldingring, sealing ring and pinch ring. Slightly tighten pressing screw to fix the cable. Bead insulating tube, solder single wires and mount insulating tube.
4. Screw male or female contact carrier to housing and tighten pressing screw.
5. Angled version: tighten locking screw.

Product description	M8 Male cable connector, Contacts: 4, 3.5-5.0 mm, shieldable, solder, IP67, UL
Area	M8 series 768
Part no.	99 3363 00 04

Component part drawing



Product description	M8 Male cable connector, Contacts: 4, 3.5-5.0 mm, shieldable, solder, IP67, UL
-	-
Area	M8 series 768
Part no.	99 3363 00 04

Security notices

The connectors have been developed for applications in plant engineering, control and electrical equipment construction. The user is responsible for checking whether the connectors can also be used in other areas of application.

Plug connectors with enclosure protection IP67 and IP68 are not suitable for use under water. When used outdoors, the plug connectors must be protected separately against corrosion. For further information on the IP protection classes, please refer to the "Technical Information" download centre.

To lock the cable connector with the device connector, the threaded ring is tightened "hand-tight" (approx. 50 cNm).