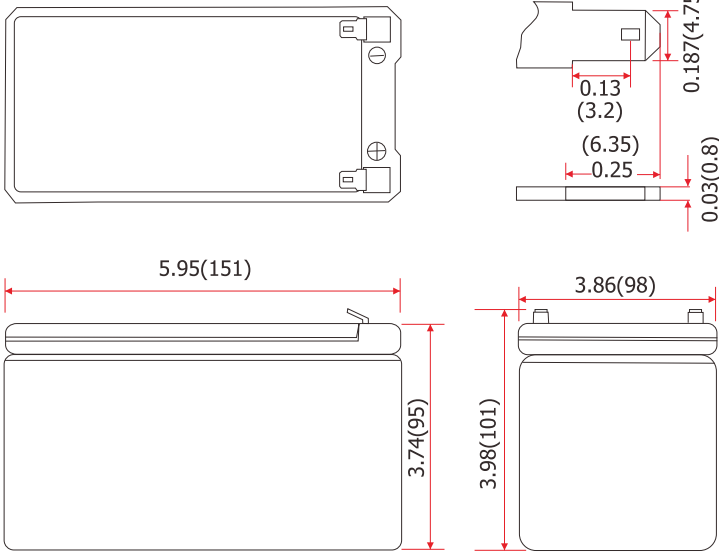
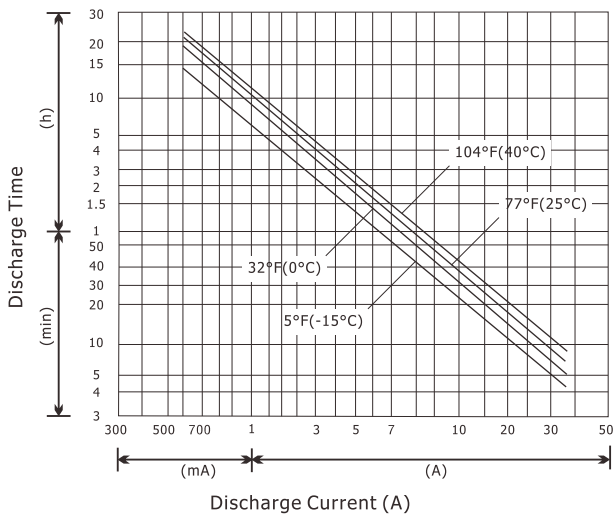


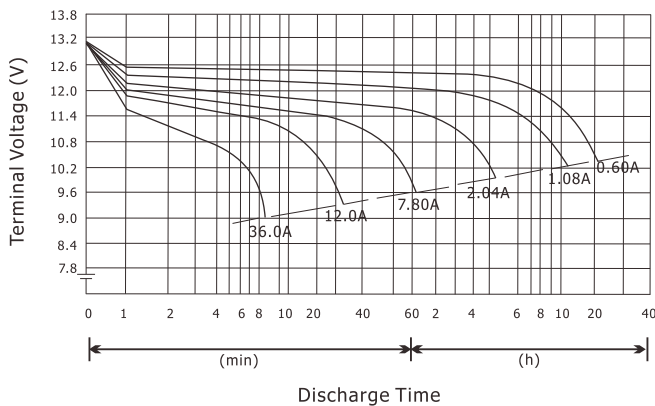
Unit:inch(mm)



### Discharge Current and Discharge Duration Time



Discharge Curves 77°F(25°C)



### Specification

Nominal Voltage	12V	
Rated Capacity (20hr Rate)	12Ah	
Dimensions	Length	5.95inches (151mm)
	Width	3.86inches (98mm)
	Height	3.74inches (95mm)
	Total Height	3.98inches (101mm)
Weight	Approx. 7.61lbs (3.45kg)	
<b>Characteristics</b>		
Capacity 77°F(25°C)	20hour rate (0.60A)	12.0Ah
	10hour rate (1.08A)	10.8Ah
	5hour rate (2.04A)	10.2Ah
	1hour rate (7.80A)	7.80Ah
Internal Resistance	Full Charged, 77°F(25°C)	20mΩ
Capacity Affected By Temperature (10hr Rate)	104°F(40°C)	102%
	77°F(25°C)	100%
	32°F(0°C)	85%
	5°F(-15°C)	65%
Self-Discharge 77°F(25°C)	Capacity after 3 month storage	90%
	Capacity after 6 month storage	80%
	Capacity after 9 month storage	60%
Charge (Constant Voltage)	Initial Charge Current "LESS" than 3.6A	
	Cycle	14.4-15.0V/77°F(25°C)
	Stand By	13.5-13.8V/77°F(25°C)

\*\*These data are average values obtained from three Charge/Discharge cycles. Note: These are NOT minimum values.

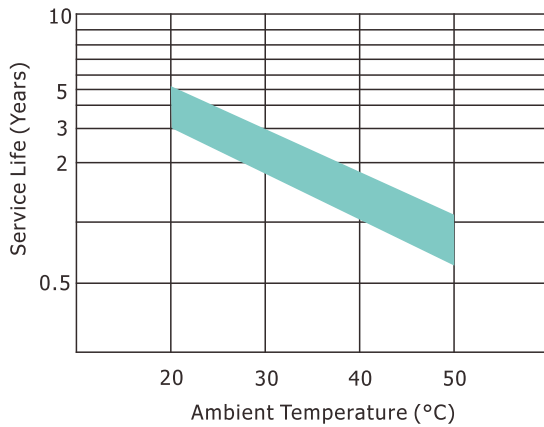
## Constant Current Discharge Characteristics Unit: A (25°C / 77°F)

F.V/Time	5MIN	10MIN	15MIN	30MIN	1HR	2HR	3HR	5HR	8HR	10HR	20HR
9.6V	44.8	30.8	23.6	14.5	8.40	4.78	3.48	2.23	1.47	1.21	0.65
10.0V	42.1	29.0	22.4	14.0	8.29	4.70	3.43	2.19	1.45	1.19	0.63
10.2V	39.8	28.3	21.9	13.9	8.16	4.66	3.40	2.18	1.44	1.18	0.61
10.5V	36.6	26.6	21.0	13.5	7.98	4.61	3.34	2.14	1.41	1.16	0.60
10.8V	33.1	24.7	19.7	13.0	7.80	4.51	3.27	2.10	1.38	1.15	0.58
11.1V	29.1	22.2	18.2	12.3	7.62	4.39	3.18	2.05	1.35	1.12	0.57

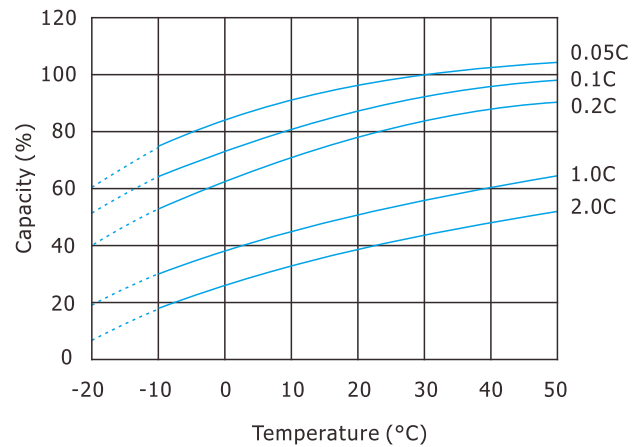
## Constant Power Discharge Characteristics Unit: W (25°C / 77°F)

F.V/Time	5MIN	10MIN	15MIN	30MIN	1HR	2HR	3HR	5HR	8HR	10HR	20HR
9.6V	482	340	266	163	96.2	55.1	40.2	25.9	17.1	14.1	7.32
10.0V	448	319	251	159	94.4	54.3	39.4	25.5	16.9	13.8	7.26
10.2V	421	309	244	156	93.4	53.8	39.0	25.3	16.8	13.6	7.20
10.5V	389	290	231	152	91.5	52.9	38.4	24.9	16.5	13.5	7.14
10.8V	351	267	217	146	89.5	51.8	37.5	24.3	16.2	13.3	7.08
11.1V	312	242	203	139	87.0	50.6	36.7	23.7	15.8	13.1	6.84

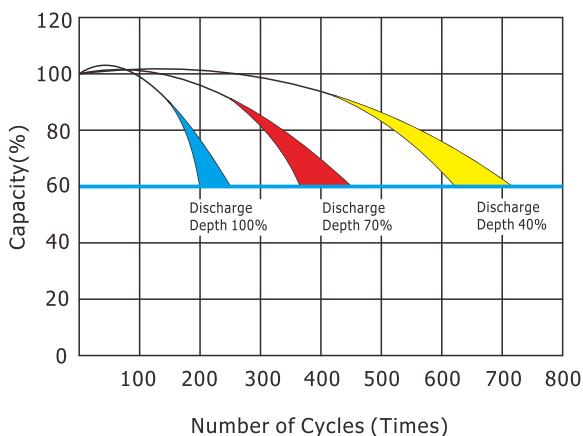
### Trickle / Float Service Life



### Effect of Temperature on Capacity



### Cycle Service Life (@25°C/77°F)



### Capacity Retention Characteristic

