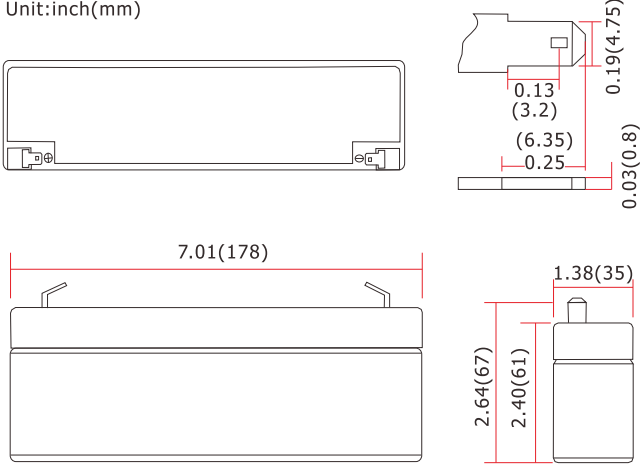
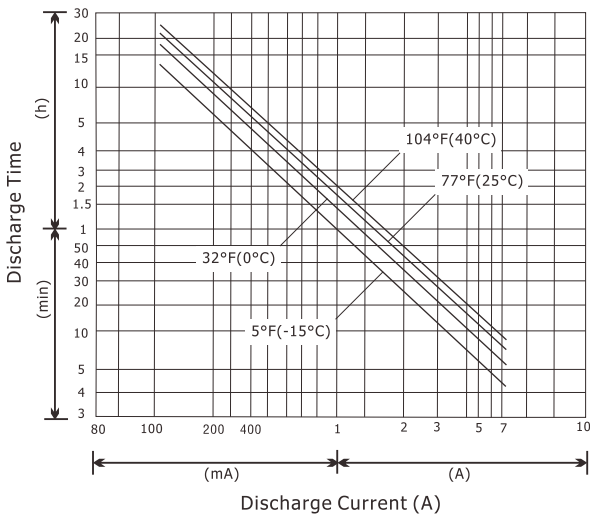


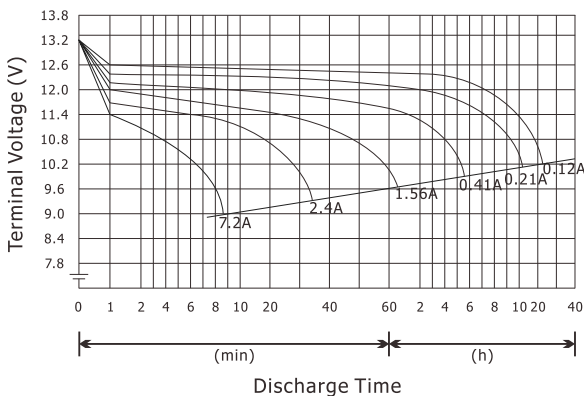
Unit: inch(mm)



### Discharge Current and Discharge Duration Time



Discharge Curves 77°F(25°C)



### Specification

Nominal Voltage		12V
Rated Capacity (20hr Rate)		2.4Ah
Dimensions	Length	7.01inches (178mm)
	Width	1.38inches (35mm)
	Height	2.40inches (61mm)
Total Height	2.64inches (67mm)	
Weight	Approx. 1.94lbs (0.88kg)	
<b>Characteristics</b>		
Capacity 77°F(25°C)	20hour rate (0.12A)	2.40Ah
	10hour rate (0.21A)	2.21Ah
	5hour rate (0.41A)	2.05Ah
	1hour rate (1.56A)	1.56Ah
Internal Resistance	Full Charged, 77°F(25°C)	65mΩ
Capacity Affected By Temperature (10hr Rate)	104°F(40°C)	102%
	77°F(25°C)	100%
	32°F(0°C)	85%
	5°F(-15°C)	65%
Self-Discharge 77°F(25°C)	Capacity after 3 month storage	90%
	Capacity after 6 month storage	80%
	Capacity after 9 month storage	60%
Charge (Constant Voltage)	Initial Charge Current "LESS" than 0.72A	
	Cycle	14.4-15.0V/77°F(25°C)
	Stand By	13.5-13.8V/77°F(25°C)

\*\*These data are average values obtained from three Charge/Discharge cycles. Note: These are NOT minimum values.

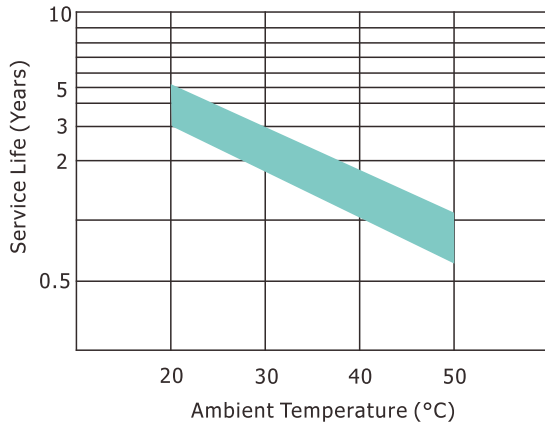
## Constant Current Discharge Characteristics Unit: A (25°C / 77°F)

F.V/Time	5MIN	10MIN	15MIN	30MIN	1HR	2HR	3HR	5HR	8HR	10HR	20HR
9.6V	8.50	5.80	4.40	2.70	1.58	0.90	0.68	0.43	0.29	0.24	0.13
10.0V	7.80	5.50	4.20	2.60	1.55	0.88	0.67	0.43	0.28	0.23	0.13
10.2V	7.50	5.30	4.10	2.50	1.53	0.87	0.66	0.42	0.28	0.23	0.12
10.5V	6.90	5.00	3.90	2.40	1.50	0.86	0.65	0.42	0.28	0.23	0.12
10.8V	6.20	4.70	3.60	2.30	1.47	0.84	0.64	0.41	0.27	0.22	0.11
11.1V	5.50	4.20	3.40	2.30	1.45	0.82	0.61	0.40	0.26	0.22	0.11

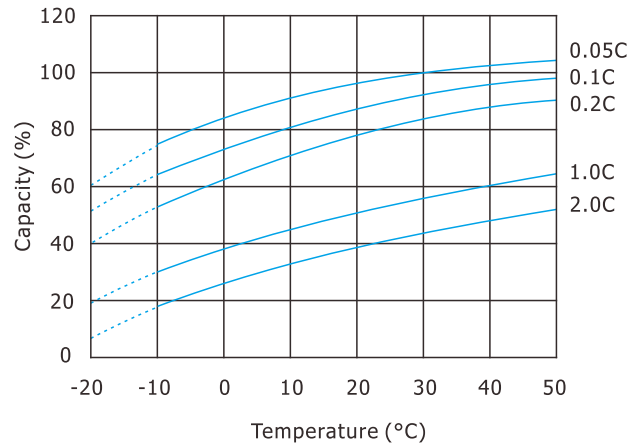
## Constant Power Discharge Characteristics Unit: W (25°C / 77°F)

F.V/Time	5MIN	10MIN	15MIN	30MIN	1HR	2HR	3HR	5HR	8HR	10HR	20HR
9.6V	91.3	64.6	50.6	30.9	18.1	10.2	7.70	5.00	3.30	2.70	1.42
10.0V	84.0	60.4	47.6	30.1	17.7	10.1	7.50	4.90	3.20	2.60	1.41
10.2V	80.0	58.6	46.2	29.6	17.5	10.0	7.40	4.80	3.20	2.60	1.40
10.5V	73.7	54.9	43.7	28.7	17.1	9.80	7.30	4.70	3.10	2.50	1.39
10.8V	66.5	50.5	41.1	27.5	16.7	9.60	7.10	4.60	3.10	2.40	1.37
11.1V	59.1	45.9	38.4	26.3	16.2	9.30	6.90	4.50	3.00	2.30	1.30

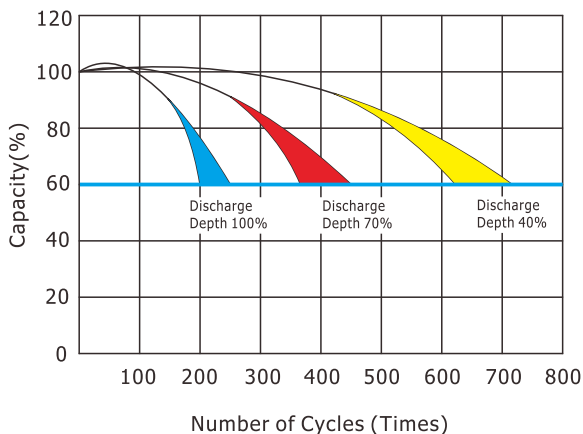
### Trickle / Float Service Life



### Effect of Temperature on Capacity



### Cycle Service Life (@25°C/77°F)



### Capacity Retention Characteristic

