

DELTA GEL are sealed maintenance-free lead-acid batteries with gas recombination system (VRLA). Batteries are manufactured using AGM + GEL technology and are equipped with a built-in LCD display showing the battery status: voltage, charge level and operating time. The information panel is activated by pressing the button. In the case of low voltage, an alarm is triggered. The batteries are designed for standby and cycle uses. Recommended for use in autonomous power systems, and also in conjunction with systems based on renewable.



Battery construction

Element	Positive plate	Negative plate	Case	Lid	Valve	Terminal	Separator	Electrolyte
Material	Lead dioxide	Lead	ABS		Rubber	Copper	Fiberglass	Acid

Specifications

Nominal voltage.....	12 V
Cell.....	6
Design life.....	10-12 years
Nominal capacity (25°C)	
10 hours rate (5,5 A; 1,8 V/cell).....	55 Ah
5 hours rate (9,05 A; 1,75 V/cell).....	45,25 Ah
1 hours rate (33,5 A; 1,65 V/cell).....	33,5 Ah
Self-discharge.....	3% capacity per month 20°C
Internal resistance (25°C).....	6 mΩ

Operating temperature range

Discharge.....	-20÷60°C
Charge.....	-10÷60°C
Storage.....	-20÷60°C
Maximum discharge current (25°C).....	550A (5sec)
Cycle mode (2,35÷2,4 V/cell)	
Max.charge current.....	11 A
Temperature correction factor.....	30 mV/°C
Standby mode (2,25÷2,3 V/cell)	
Temperature correction factor.....	20 mV/°C

Application

- Uninterruptable power supply
- Communication system
- Renewable energy systems
- Autonomous power supply systems
- Medical equipment, wheelchairs

Performance & characteristics

- Combined AGM + GEL technology
- Long service life;
- Deep discharge stability;
- Temperature stability characteristics;
- Excluded acid leaks, guaranteed safe operation with other equipment;
- There is no gas evolution, enough natural ventilation;
- Maintenance-free. Do not require distillate topping;
- The battery case is made of flame retardant ABS plastic.

Dimensions (±2mm)

Length, mm.....	228
Width, mm.....	137
Height, mm.....	214
Height over terminals, mm.....	214
Weight (±3%), kg.....	16,7

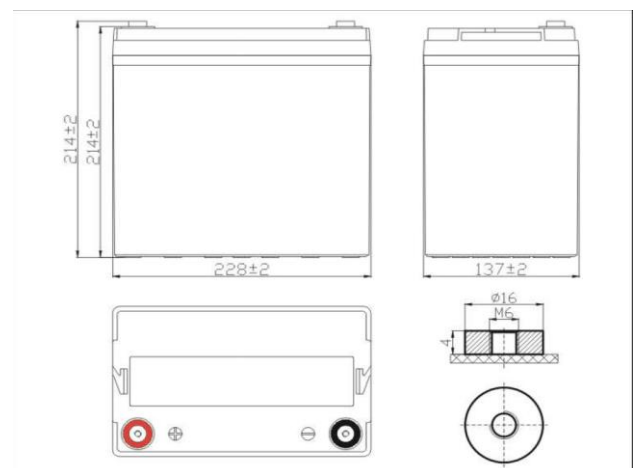
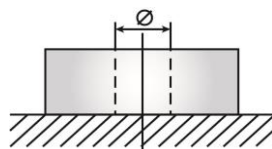
Layout

B



Terminal type

Insert Ø6 mm

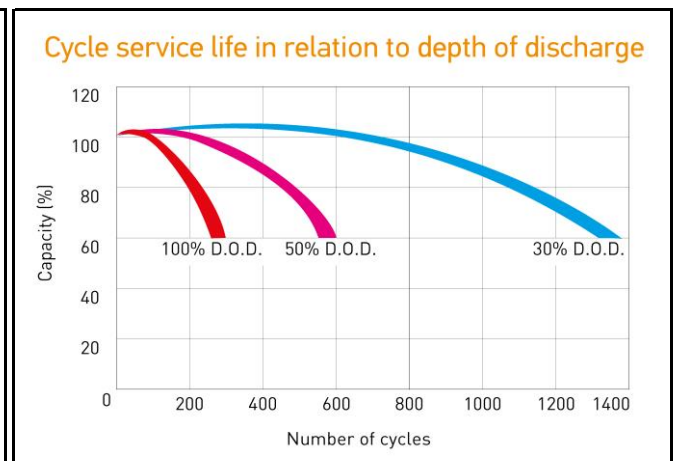
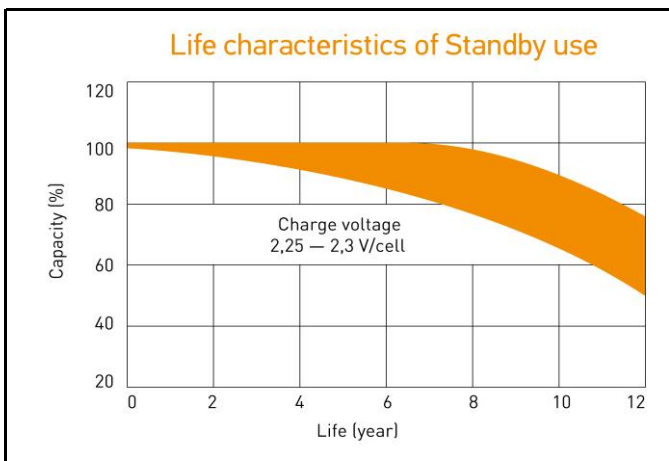
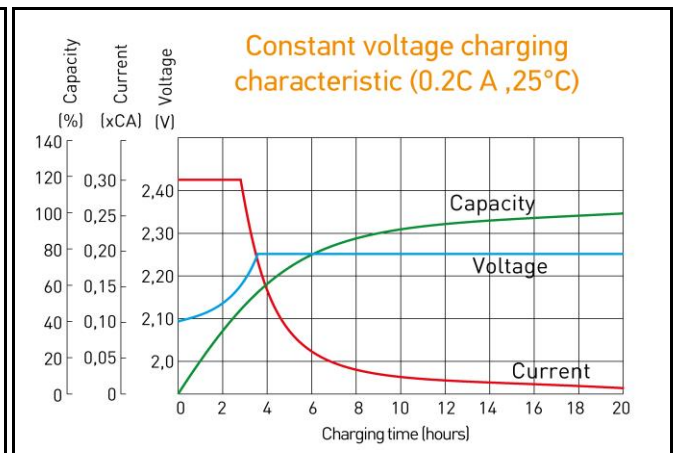
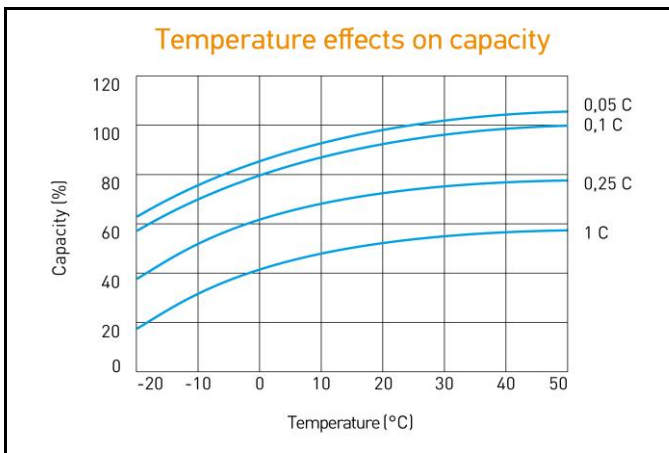


Discharge Constant Current, A (25°C)

V/cell	15 min	30 min	45 min	1 h	3 h	4 h	5 h	8 h	10 h
1,60	97,7	58,2	42,6	34,5	14,4	11,4	9,62	6,71	5,59
1,65	93,9	56,4	41,4	33,5	13,9	11,1	9,41	6,66	5,57
1,70	89,2	54,7	40,0	32,7	13,7	10,9	9,26	6,62	5,54
1,75	84,4	53,0	38,9	31,9	13,3	10,7	9,05	6,58	5,53
1,80	78,1	50,9	37,9	31,1	13,1	10,5	8,92	6,56	5,50

Discharge Constant Power, W/cell (25°C)

V/cell	15 min	30 min	45 min	1 h	3 h	4 h	5 h	8 h	10 h
1,60	181	109	81,5	67,9	28,5	22,3	18,4	12,2	9,93
1,65	174	107	79,8	66,2	27,9	22,0	18,3	12,1	9,91
1,70	166	105	78,3	64,8	27,4	21,5	17,9	12,0	9,93
1,75	159	103	76,4	63,0	26,8	21,2	17,7	11,9	9,89
1,80	151	102	75,1	61,4	26,3	20,8	17,6	11,9	9,89



ALL DATA IS SUBJECT TO CHANGE WITHOUT NOTICE