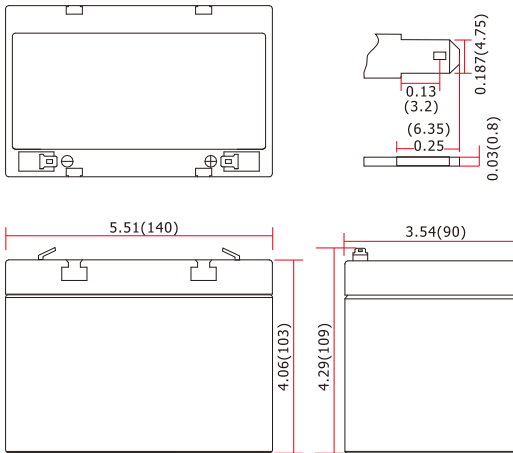


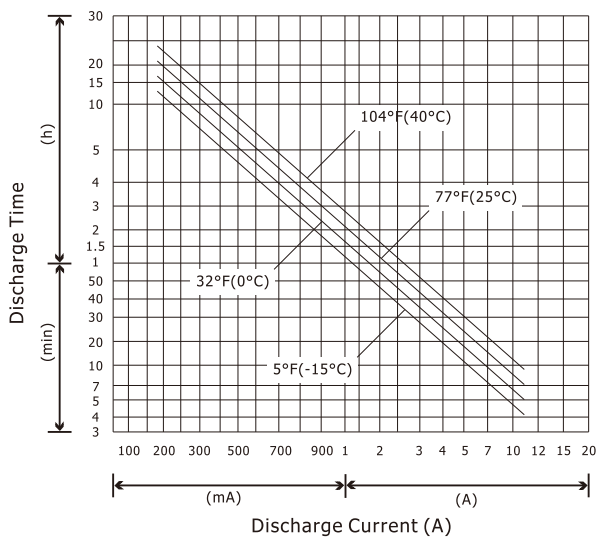
FB 5-24

24V5Ah Lead Acid Battery

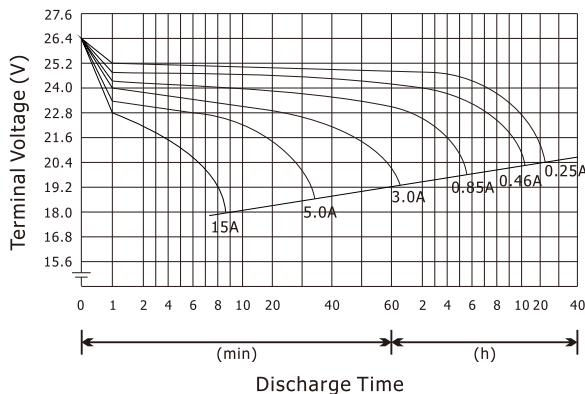
Unit:inch(mm)



■ Discharge Current and Discharge Duration Time



Discharge Curves 77°F(25°C)



■ Specification

Nominal Voltage		24V
Rated Capacity (20hr Rate)		5Ah
Dimensions	Length	5.51inches (140mm)
	Width	3.54inches (90mm)
	Height	4.06inches (103mm)
	Total Height	4.29inches (109mm)
Weight	Approx. 6.94lbs (3.15kg)	
■ Characteristics		
Capacity 77°F(25°C)	20hour rate (0.25A)	5.00Ah
	10hour rate (0.46A)	4.60Ah
	5hour rate (0.85A)	4.25Ah
	1hour rate (3.00A)	3.00Ah
Internal Resistance	Full Charged, 77°F(25°C)	60mΩ
Capacity Affected By Temperature (10hr Rate)	104°F(40°C)	102%
	77°F(25°C)	100%
	32°F(0°C)	85%
	5°F(-15°C)	65%
Self-Discharge 77°F(25°C)	Capacity after 3 month storage	90%
	Capacity after 6 month storage	85%
	Capacity after 9 month storage	65%
Charge (Constant Voltage)	Initial Charge Current "LESS" than 1.5A	
	Cycle	28.8-30.0V/77°F(25°C)
	Stand By	27.0-27.6V/77°F(25°C)

**These data are average values obtained from three Charge/Discharge cycles. Note: These are NOT minimum values.

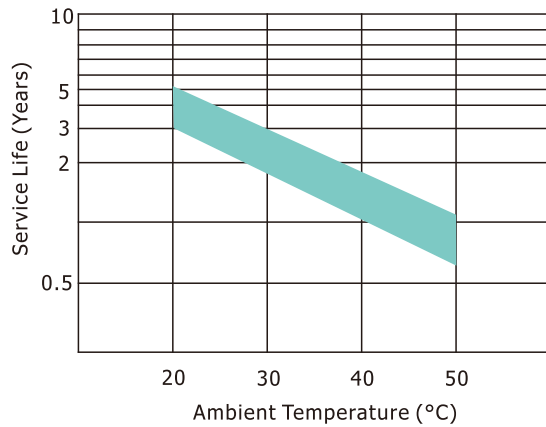
Constant Current Discharge Characteristics Unit: A (25°C / 77°F)

F.V/Time	5MIN	10MIN	15MIN	30MIN	1HR	2HR	3HR	5HR	8HR	10HR	20HR
19.2V	20.6	12.7	9.63	5.61	3.21	1.83	1.31	0.80	0.55	0.46	0.27
20.0V	19.1	12.1	9.28	5.46	3.16	1.80	1.28	0.78	0.54	0.45	0.26
20.4V	18.4	11.8	9.10	5.39	3.13	1.79	1.26	0.77	0.53	0.45	0.26
21.0V	17.1	11.3	8.81	5.27	3.09	1.76	1.24	0.76	0.52	0.44	0.25
21.6V	15.7	10.7	8.40	5.12	3.05	1.73	1.21	0.74	0.52	0.43	0.25
22.2V	14.1	10.0	7.99	4.92	3.00	1.71	1.20	0.73	0.51	0.42	0.24

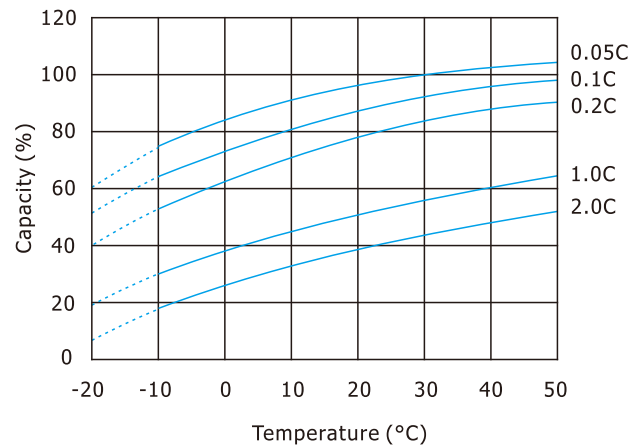
Constant Power Discharge Characteristics Unit: W (25°C / 77°F)

F.V/Time	5MIN	10MIN	15MIN	30MIN	1HR	2HR	3HR	5HR	8HR	10HR	20HR
19.2V	208	141	107	63.0	37.6	22.4	16.3	10.3	7.00	5.80	3.20
20.0V	196	136	103	61.8	37.1	22.1	16.1	10.1	6.90	5.76	3.14
20.4V	191	133	102	61.4	36.8	22.0	16.1	10.1	6.85	5.68	3.11
21.0V	181	128	99.2	60.1	36.4	21.7	15.9	9.94	6.79	5.64	3.07
21.6V	170	123	96.3	58.9	36.0	21.4	15.7	9.82	6.73	5.60	3.02
22.2V	159	117	92.2	57.8	35.5	21.1	15.5	9.70	6.67	5.53	2.97

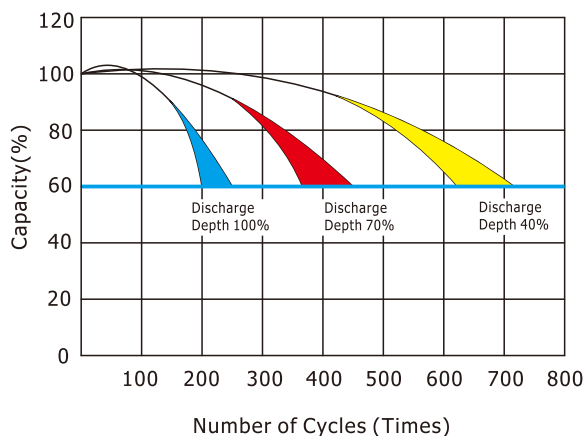
Trickle / Float Service Life



Effect of Temperature on Capacity



Cycle Service Life (@25°C/77°F)



Capacity Retention Characteristic

