
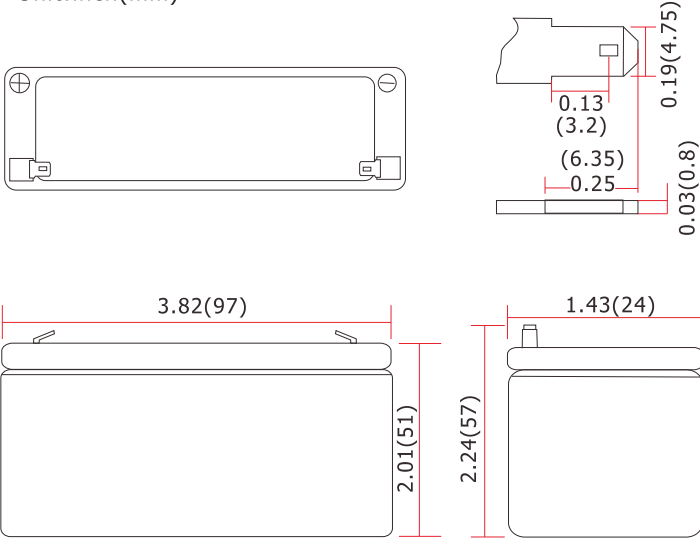
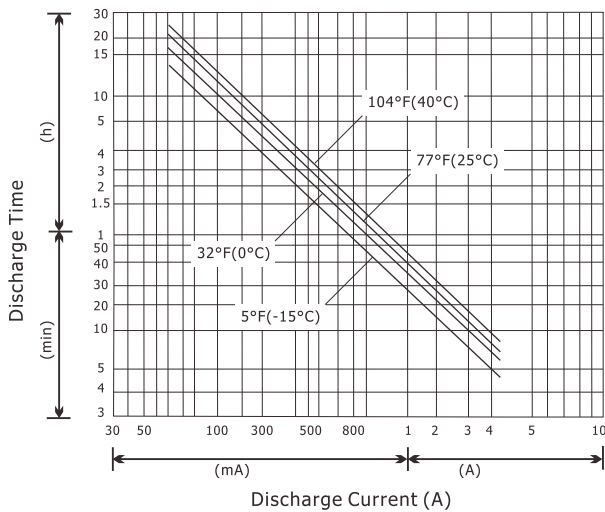


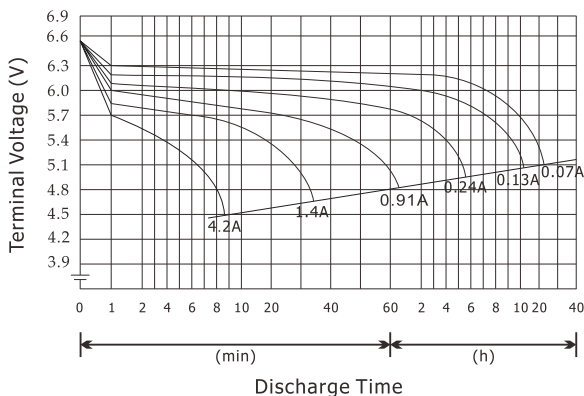
Unit:inch(mm)



Discharge Current and Discharge Duration Time



Discharge Curves 77°F(25°C)



Specification

Nominal Voltage	6V	
Rated Capacity (20hr Rate)	1.4Ah	
Dimensions	Length	3.82inches(97mm)
	Width	1.43inches(24mm)
	Height	2.01inches(51mm)
	Total Height	2.24inches(57mm)
Weight	Approx.0.57lbs(0.26kg)	
Characteristics		
Capacity 77°F(25°C)	20hour rate (0.07A)	1.40Ah
	10hour rate (0.13A)	1.30Ah
	5hour rate (0.24A)	1.20Ah
	1hour rate (0.91A)	0.91Ah
Internal Resistance	Full Charged, 77°F(25°C)	50mΩ
Capacity Affected By Temperature (10hr Rate)	104°F(40°C)	102%
	77°F(25°C)	100%
	32°F(0°C)	85%
	5°F(-15°C)	65%
Self-Discharge 77°F(25°C)	Capacity after 3 month storage	90%
	Capacity after 6 month storage	80%
	Capacity after 9 month storage	60%
Charge (Constant Voltage)	Initial Charge Current "LESS" than 0.42A	
	Cycle	7.20-7.50V/77°F(25°C)
	Stand By	6.75-6.90V/77°F(25°C)

This data is the average value obtained from three Charge/Discharge cycles. **NOTE These are NOT minimum values.

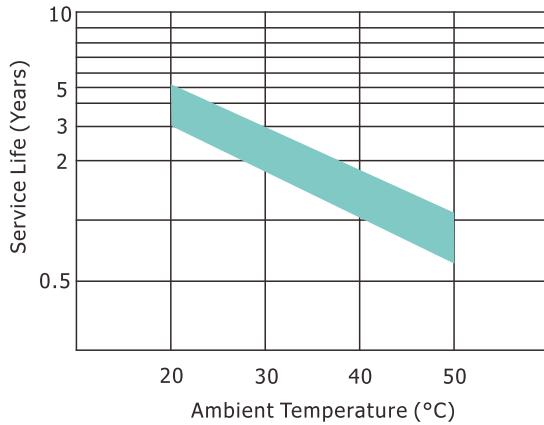
Constant Current Discharge Characteristics Unit: A (25°C / 77°F)

F.V/Time	5MIN	10MIN	15MIN	30MIN	1HR	2HR	3HR	5HR	8HR	10HR	20HR
4.8V	4.84	3.33	2.50	1.52	0.90	0.51	0.37	0.24	0.16	0.13	0.07
5V	4.47	3.13	2.38	1.48	0.88	0.50	0.37	0.24	0.16	0.13	0.07
5.1V	4.29	3.04	2.31	1.44	0.87	0.50	0.37	0.23	0.15	0.13	0.07
5.2V	3.94	2.86	2.21	1.39	0.86	0.49	0.36	0.23	0.15	0.12	0.07
5.4V	3.56	2.65	2.08	1.34	0.84	0.48	0.35	0.22	0.15	0.12	0.07
5.6V	3.12	2.38	1.91	1.29	0.82	0.47	0.34	0.22	0.14	0.12	0.06

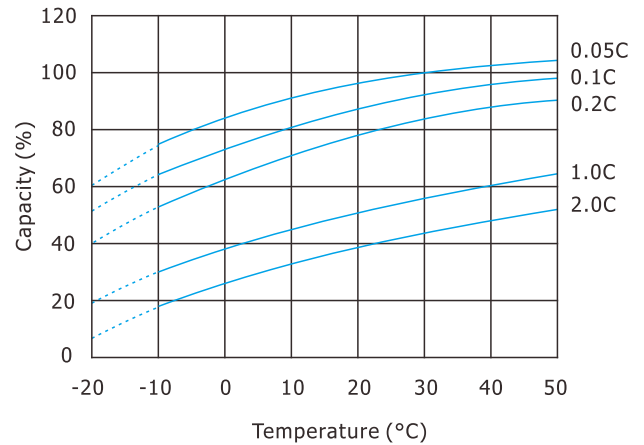
Constant Power Discharge Characteristics Unit: W (25°C / 77°F)

F.V/Time	5MIN	10MIN	15MIN	30MIN	1HR	2HR	3HR	5HR	8HR	10HR	20HR
4.8V	26.0	18.4	14.4	8.80	5.15	2.90	2.15	1.40	0.90	0.75	0.40
5V	24.0	17.3	13.6	8.55	5.05	2.85	2.10	1.35	0.90	0.75	0.39
5.1V	22.8	16.7	13.2	8.45	5.00	2.85	2.05	1.35	0.90	0.70	0.39
5.2V	21.0	15.7	12.5	8.20	4.90	2.80	2.00	1.30	0.85	0.70	0.39
5.4V	19.0	14.4	11.7	7.85	4.75	2.70	1.95	1.30	0.85	0.70	0.38
5.6V	16.9	13.1	11.0	7.50	4.60	2.65	1.90	1.25	0.85	0.65	0.36

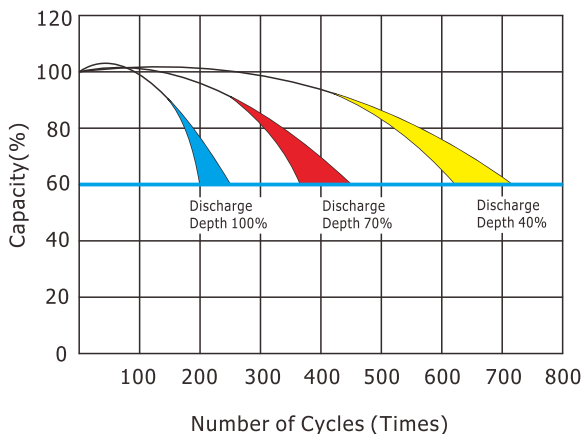
Trickle / Float Service Life



Effect of Temperature on Capacity



Cycle Service Life (@25°C/77°F)



Capacity Retention Characteristic

