

## PABX PLATFORM (PP100 + Filter + Frame)

### Features

- Multi-Stage Power Filter
- No additional earthing required
- Easily Expandable

### Protection Platforms

The patented protection platform from Clearline is suitable for small, medium and large systems. Its installation is simple and will offer a high degree of protection when the appropriate surge protection devices have been fitted.

The unit is a combination protection system where a surge platform is provided for the exchange of surge currents to take place without effecting the equipment. Provision has been made for the protection of power, analogue or digital lines and the management system.

### The operation of the Platform

All incoming and outgoing communication and power lines are routed through surge protection devices on the platform unit. The electrical and other grounds are connected at the same point. Surges entering at these points will be safely diverted to ground before damaging the equipment.

Due to the low impedance of the surge protection platform, dangerous voltage between the various inputs and outputs of the equipment are restricted to safe levels, resulting in effective protection.

This system will provide protection even when poor electrical grounds are present.

### PABX Platforms

The most important principle in lightning and surge protection is to ensure that the potential of the entire PABX system and its inputs/outputs rise and fall together. This is called an equi-potential platform.

The PAXFORM has proven to be the most powerful protection platform concept in the world. Each PAXFORM has a multi-stage power filter fitted and will accommodate Clearline's wide range of Data and Telecomline options.

The Platforms are easily expandable by adding expansion boxes.

### Mounting the Unit

Each Platform Box is equipped with holes for wall mounting.

### PABX Filter

The econo-pabx filter was designed to be a cost effective solution for mains filtration. The unit has a single stage filter capable of up to 60dB of attenuation of noise. High energy surge suppression has been fitted as standard.

Also included is our standard surge module that will disconnect the load from the mains in the event of a fault thus preventing a fire hazard.

Another feature is the indication board that will notify the user when power is connected, if there is a earth connection and a LED if the protection goes faulty.

### Designed and Manufactured by:

**Clearline Protection Systems (Pty) Ltd**  
 385 Roan Crescent Corporate Park North, Old Pta Road,  
 Midrand, South Africa  
 P.O. Box 5985, Halfway House, 1685  
 Tel: +27 (0) 11 848-1100  
 Fax: +27 (0) 11 314-3880  
 E-mail: info@clearline.co.za  
 www.clearline.co.za

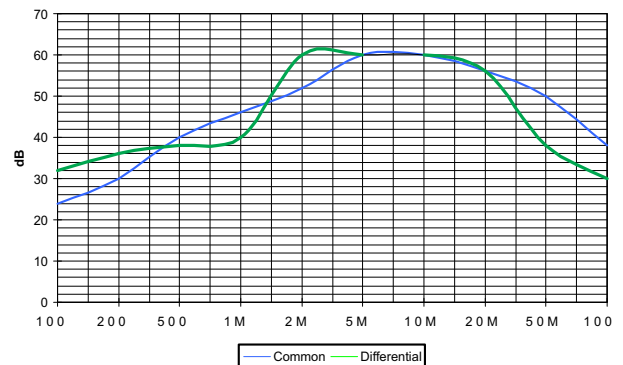


### Specification

#### Power Filter (12-00910)

Max continuous voltage	250V 50Hz
Max continuous current	15A
Earth leakage current	1.5mA
Nominal discharge current isn (8/20)	2.5kA
Max discharge current ismax (8/20)	8kA
Residual voltage at 5kA (8/20)	±900V
Response time	<25ns
Maximum filtration	60dB
Temperature range	-20°C to +70°C
Standards compliance	IEC 616 43-1-1

### Filter Response



### Dimension

L	X	W	X	H
320	X	210	X	120

**WARNING:** To reduce the risk of fire or shock hazard, do not expose this product to rain or moisture.

## Connecting

1. Install the cables as shown.
2. No additional earthing is required. The mains earth is connected to the backframe via the filter unit.
3. For the PABX Filter with indication (P/N 12-00910), the following would apply:

- When powered up, the "Power Available" And "Earth Connected" indicators should light up. Should the "Earth Connected" lamp be off under power connections, the earth to the mains socket should be checked. Live and Neutral the connected the correct way.

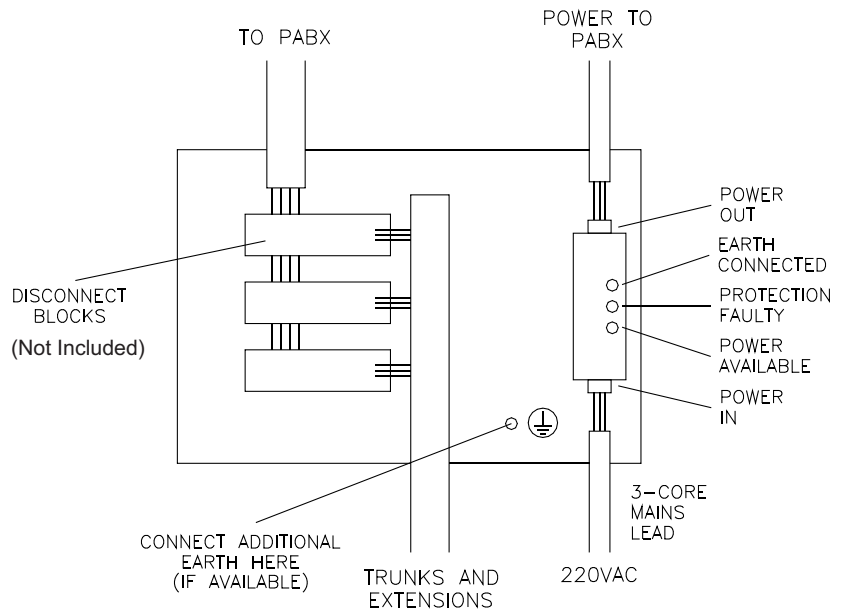
- Should the "Protection Faulty" lamp come on, the filter unit should be replaced.

4. For the units fitted with a Filtertube, the following would apply:

- connect the filter unit as per wiring diagram on the unit.

- Keep input and output lines separate.

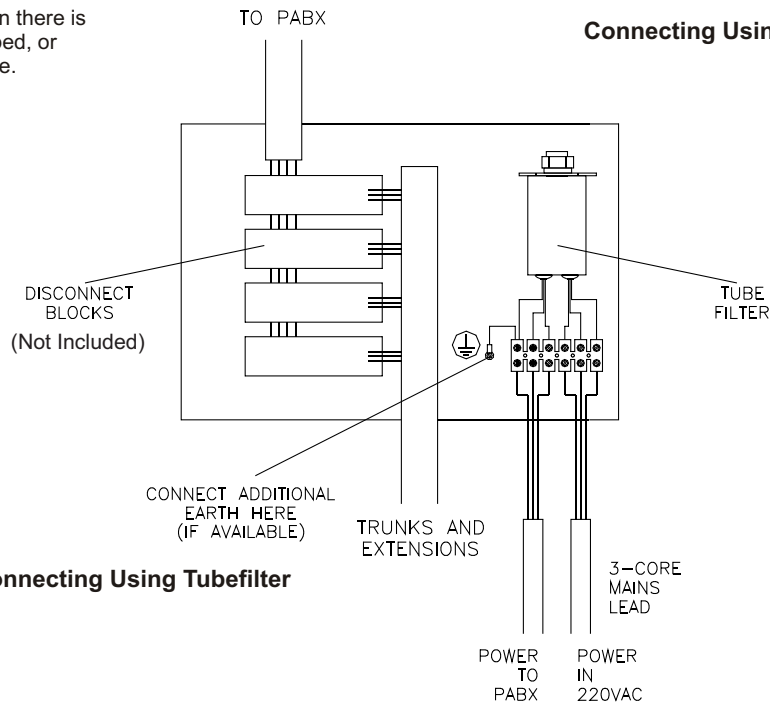
- The filter unit would have failed when there is no mains, the circuit breaker has tripped, or the unit shows visible signs of damage.



Connecting Using Filter with Indication

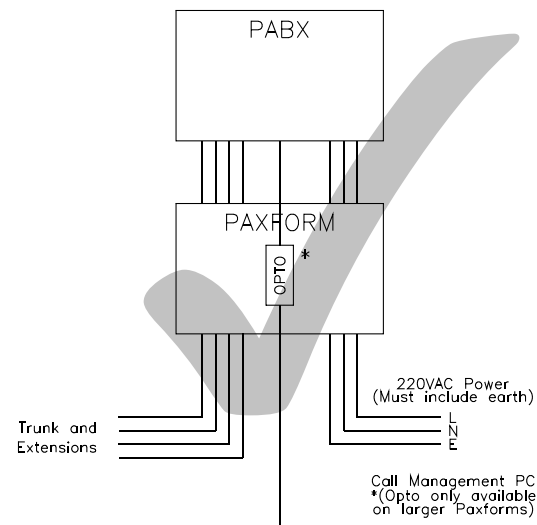
## Note:

Correct protection will only be achieved when the appropriate surge protectors have been fitted to the connection modules.

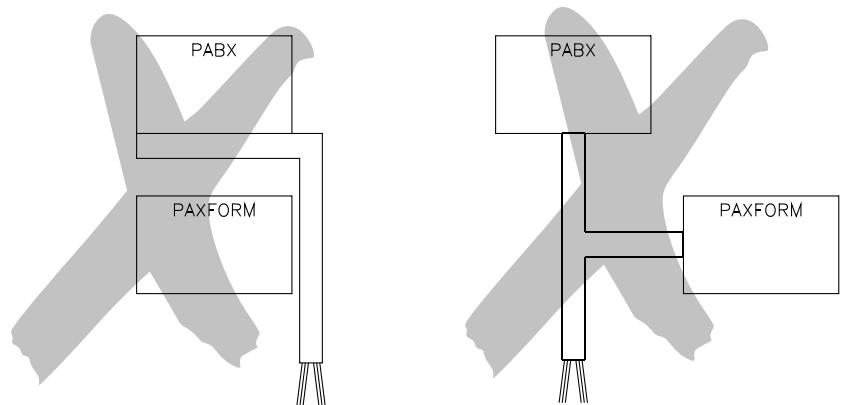


Connecting Using Tubefilter

## Correct Installation



## Incorrect Installation



Note: L/N Connections only is not acceptable. Mains connection must include earth.

## Designed and Manufactured by:

**Clearline Protection Systems (Pty) Ltd**

385 Roan Crescent Corporate Park North, Old Pta Road,

Midrand, South Africa

P.O. Box 5985, Halfway House, 1685

Tel: +27 (0) 11 848-1100

Fax: +27 (0) 11 314-3880

E-mail: [info@clearline.co.za](mailto:info@clearline.co.za)

[www.clearline.co.za](http://www.clearline.co.za)