

<b>MATERIAL</b>	Polycarbonate			
<b>OPERATING TEMPERATURE</b>	- 20°C to + 110°C			
<b>GLOW WIRE CAPABILITY / FLAMMABILITY</b>	960° / UL94 V0			
<b>EXPECTED UV LIFE (DIRECT EXPOSURE)</b>	5-8 years (10-15 years - Indirect Exposure)			
<b>IP LEVEL</b>	IP66			
<b>SECURITY LEVEL</b>	1	2	3	4
<b>ENVIRONMENT (INDOOR/OUTDOOR)</b>	Indoor and Outdoor use			



- Enclosures
- Hinges
- Locks
- Handles
- Accessories
- Rotary Operating Handles
- Insulators
- Transformer Equipment
- Index

Enclosures
Hinges
Locks
Handles
Accessories
Rotary Operating Handles
Insulators
Transformer Equipment
Index



Mounting does NOT affect IP level (Many enclosures require drilling which compromises IP level)




1/4 Turn Stainless steel screws

(Self tapping screws that deteriorate the plastic or plastic screws they mount for which are not durable)



17 Different sizes (Widest range in South Africa)



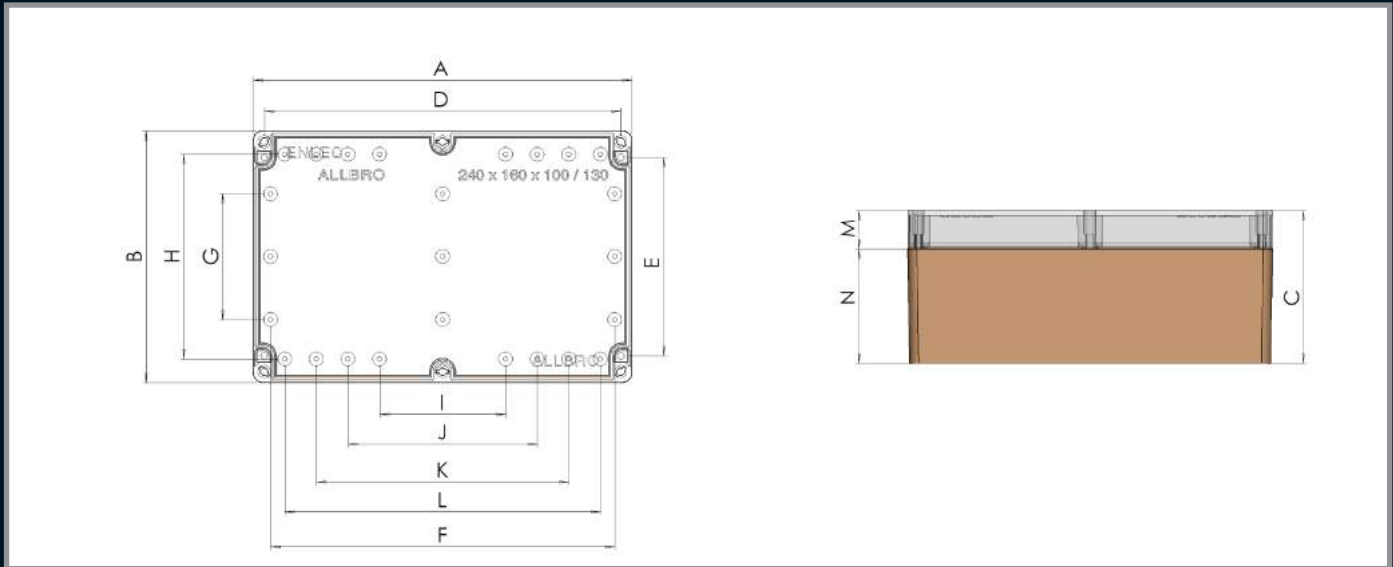
Clean surface for mounting equipment or lables unlike other plastic enclosures that have unsighting sprew/injection marks



Flame Retardant High Quality Polycarbonate Material (Base & Lid) See UL 94 (V0) and Needle Flame (V0) on page 10


Halogen Free





Dimensions														Part Number		Part No
A (Height)	B (Width)	C (Depth)	D	E	F	G	H	I	J	K	L	M	N	Clear Lid IP66	Grey Lid IP66	Device Plate Sold Separately
80	80	55	68	50	58	N/A	58	N/A	N/A	N/A	40	15	40	ENL080806C	ENL080806P	ENL0808DP
120	80	55	106	46	96	N/A	58	N/A	N/A	40	80	15	40	ENL120806C	ENL120806P	ENL1208DP
120	80	90	106	46	96	N/A	58	N/A	N/A	40	80	15	75	ENL120809C	ENL120809P	ENL1208DP
120	120	55	106	86	100	40	98	N/A	N/A	N/A	80	15	40	ENL121206C	ENL121206P	ENL1212DP
120	120	90	106	86	100	40	98	N/A	N/A	N/A	80	15	75	ENL121209C	ENL121209P	ENL1212DP
160	80	55	146	46	136	N/A	58	N/A	N/A	60	120	15	40	ENL160806C	ENL160806P	ENL1608DP
160	80	90	146	46	136	N/A	58	N/A	N/A	60	120	15	75	ENL160809C	ENL160809P	ENL1608DP
160	120	90	146	86	136	N/A	90	N/A	N/A	N/A	120	15	75	ENL161209C	ENL161209P	ENL1612DP
160	160	90	146	126	140	80	130	N/A	N/A	N/A	120	15	75	ENL161609C	ENL161609P	ENL1616DP
200	120	90	186	86	176	40	90	N/A	N/A	116	160	15	75	ENL201209C	ENL201209P	ENL2012DP
200	150	90	186	116	N/A	56	118	N/A	N/A	80	160	15	75	ENL201509C	ENL201509P	ENL2015DP
240	120	100	226	86	218	40	90	80	120	160	200	25	75	ENL241210C	ENL241210P	ENL2412DP
240	160	100	226	126	218	80	130	80	120	160	200	25	75	ENL241610C	ENL241610P	ENL2416DP
240	160	130	226	126	218	80	130	80	120	160	200	55	75	ENL241613C	ENL241613P	ENL2416DP
300	230	100	286	196	278	150	200	140	180	220	260	25	75	ENL302310C	ENL302310P	ENL3023DP
300	230	130	286	196	278	150	200	140	180	220	260	55	75	ENL302313C	ENL302313P	ENL3023DP
360	200	150	346	166	338	120	170	200	240	280	320	50	100	ENL362015C	ENL362015P	ENL3620DP

Description	Part Number
ENL-Hinges	ENL-H
ENL-Mounting Feet	ENL-M
ENL-2 Set 4 Screw Combo	ENL-4
ENL-6 Set Screw Combo	ENL-6



Enclosures  
Hinges  
Locks  
Handles  
Accessories  
Rotary Operating  
Handles  
Insulators  
Transformer  
Equipment  
Index