


Technical Specifications:	
Power Consumption:	120W peak @ (220 – 240V ac)
Motor Voltage:	24V dc
Maximum operations per day:	50 full cycles per 24hrs @ a rate of max. 2 per hour
Traveller Speed*:	8m/min
Operating Temperature:	-10 to 50°C (14F to 122F)
Anti-crush:	Yes – Electronic digital profiling
Auxiliary supply output:	24V dc @ 250mA peak or 150 mA continuous
Rated Battery charging voltage:	27.5V dc
Built in receiver format:	ETBlu Mix © enhanced rolling code
Receiver frequency:	433.92Mhz
Memory:	EEPROM
Applicable door types:	One piece trackless tip-up or multiple panel sectional overhead doors
Drawbar options (ex-stock):	2.2m or 3.2m or 3.7m
Applicable door sizes:	<13m2

*Provided motor installed correctly

Optional Extras:





Battery



Blue-i Safety Beams




Emergency release cord



Tel: 0860 109 238 • www.et.co.za




SUPPLIED BY:



Simplicity!



So Powerful



Operates double garage doors effortlessly

So Secure



On-board dual channel rolling code receiver works seamlessly with ET-Blu Mix transmitters

So Informative



Digital display for easy programming

So Elegant



Where style and technology meet

So Efficient



LED courtesy lights. So efficient you won't need to change a light bulb again!



So advanced, it's simple!

DC Blue
ADVANCED
GARAGE DOOR OPENER