

# PSF-A85

---

## Contents

[\[hide\]](#)

- [1 Overview](#)
- [2 Features](#)
- [3 Functions](#)
  - [3.1 Main functions](#)
  - [3.2 Operating Mode](#)
  - [3.3 Applications](#)
- [4 Main Technical Specifications](#)
- [5 Hardware](#)
- [6 Pin Definitions](#)
- [7 Power Consumption](#)
- [8 Wi-Fi Radio Characteristics](#)
- [9 WiFi Antenna](#)
- [10 Recommended Temperature Graph](#)
- [11 Related Terminologies](#)
- [12 Download](#)

## Overview

---



The PSF-A85 is an ultra low-power Wi-Fi module designed by ITEAD. The module adopts the highly integrated Wi-Fi chip ESP8285. It features industry's highly competitive packaging size and ultra-low power technology. Specially designed for mobile devices and the Internet of Things application, it connects physical devices to Wi-Fi wireless network to make Internet or LAN communications.

PSF-A85 has completed self-contained wireless network, with built-in 32-bit kernel processor, on-chip SRAM, it can not only be used as the main control chip, but also as a WiFi adapter. To apply it to other microcontroller based designs, simply by using SPISDIO or I2CUART interface to communicate.

The module supports antenna of IPEX connector and stamp hole interface. It is widely applied to smart power grid, smart transportation, smart home, handheld devices, industrial control, etc.

Tutorial: [Using ESP8266/ESP8285 to blink an LED](#)

Go shopping [PSF-A85 WiFi Wireless Module\(SKU:IM160708001\)](#)

## Features

---

- 802.11 b/g/n/d/e/i/k/r
- Support STA/AP/STA+AP mode
- WPA/WPA2 PSK and WP

- Built-in TCP/IP protocol stack, support multi-way TCP Client connection
- Support rich Socket AT commands
- Support UART/GPIO data communication interface
- Built-in 32 bit MCU, also work as application processor
- 3.3V single supply
- Wi-Fi Direct (P2P) support
- Support MIMO 1×1 and 2×1, STBC, A- MPDU and A-MSDU aggregation and 0.4μs guard interval
- WMM power save U-APSD
- Multiple queue management to fully utilize traffic prioritization defined by 802.11e standard.
- Adaptive rate fallback algorithm sets the optimum transmission rate and Tx power based on actual SNR and packet loss information.

## Functions

---

### Main functions

The main function of PSF-A85 includes serial transparent transmission, PWM control, GPIO control.

Serial transparent transmission good transmission performance, the maximum transmission rate is 460800bps.

PWM control adjust lighting, adjust led color, adjust motor speed and much more.

GPIO control control switches, relay and more.

### Operating Mode

STA mode the module connected to Internet via a router, thus mobile phone or computer can remote control devices via Internet.

AP mode PSF-A85 module worked as a hotspot, which realizes directly communication between the module and phonecomputer, enables wireless LAN control.

STA+AP mode this is coexistence mode, which can realize seamlessly switch via the Internet control, easy to operate.

### Applications

Serial to Wi-Fi;

Industrial transparent transmission DTU;

Wi-Fi remote monitoring/control;

Intelligent Toy;

Color LED control;

Firefighting and security integrated intelligence management;

Intelligent card terminals, wireless POS machines, Wi-Fi cameras, hand-held devices, etc.

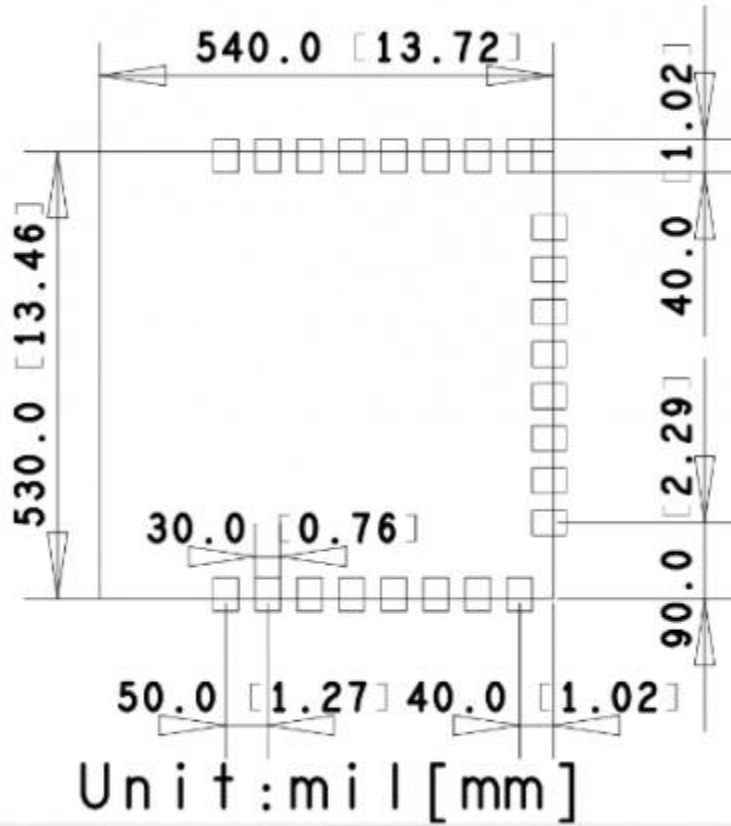
## Main Technical Specifications

<b>Module</b>	<b>Type</b>	<b>PSF-A85</b>
	Chip	ESP8285
Wi-Fi	Wireless Standard	IEEE 802.11b/g/n/d/e/i/k/r
	Frequency Range	2.412GHz-2.484GHz
	Tx Power	802.11b: +20 +/-2dBm (@11Mbps)
		802.11g: +17 +/-2dBm (@54Mbps)
		802.11n: +14 +/-2dBm (@HT20, MCS7)
	Rx Sensitivity	802.11b: -91 dBm (@11Mbps ,CCK)
		802.11g: -75 dBm (@54Mbps, OFDM)
		802.11n: -72 dBm (MCS7)
	Connector	External : stamp hole interface
		External : I-PEX connector

Hardware	Peripheral Interface	UART , IIC , PWM , GPIO , ADC
	Operating Voltage	3.3V
	GPIO Drive capability	Max : 12mA
	Operating Current	Continue sending=>Average value : ~70mA, Peak value: 200mA Normal mode=> Average value: ~12mA, Peak value: 200mA Standby : <200uA
	Operating Temperature Range	-40°C~125°C
	Storage Temperature Range	Temp. : <40°C, Relative humidity : <90%R.H.
	Size	13.5mm*13.7mm*1mm ;
Serial transparent transmission	Transmission rate	110-921600bps
	TCP Client	5
Software	Wireless network types	STA/AP/STA+AP
	Security	WEP/WPA-PSK/WPA2-PSK
	Encryption	WEP64/WEP128/TKIP/AES
	Firmware Upgrade	UART Download / OTA (via network)
	Network Protocols	IPv4, TCP/UDP/FTP/HTTP

## Hardware

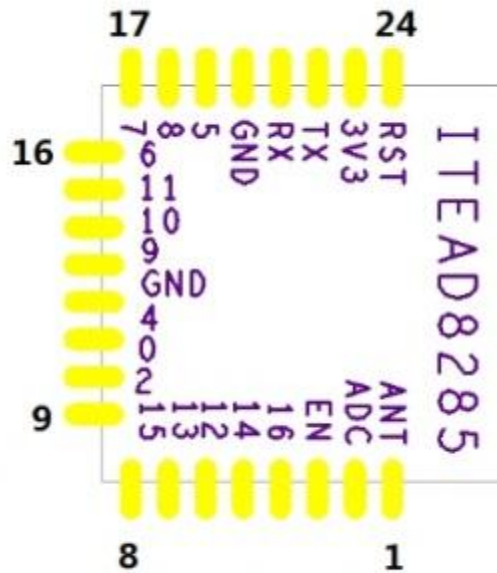
PSF-A85 has many interfaces, supports UART, IIC, PWM, GPIO, ADC, etc., suitable for a variety of networking applications.



We can offer PSF-A85 module PCB package, please contact customer service if you need;

## Pin Definitions

---



PIN	Function	Description
1	ANT	WiFi Antenna
2	ADC	ADC, input range: 0V-1V ;
3	EN	Chip enable terminal. Active high: chip works normally; Active low: chip close, very small current.
4	GPIO16	GPIO16
5	GPIO14	GPIO14; HSPI_CLK
6	GPIO12	GPIO12; HSPI_MISO
7	GPIO13	GPIO13; HSPI_MOSI; UART0_CTS
8	GPIO15	GPIO15; HSPI_CS; UART0_RTS
9	GPIO2	Also used as a programming flash UART1_TX ; GPIO2
10	GPIO0	GPIO0; SPI_CS2
11	GPIO4	GPIO4

12	GND	GND
13	GPIO9	PIHD ; HSPIHD ; GPIO9
14	GPIO10	SPIWP ; HSPIWP ; GPIO10
15	GPIO11	SPI_CS0 ; GPIO11
16	GPIO6	SPI_CLK ; GPIO6
17	GPIO7	SPI_MSIO ; GPIO7
18	GPIO8	SPI_MOSI ; GPIO8
19	GPIO5	GPIO5
20	GND	GND
21	RX	Also used as a programming flash UART Rx ; GPIO3
22	TX	Also used as a programming flash UART Tx ; GPIO1 ; SPI_CS1
23	3V3	Power supply
24	RESET	External reset ( low active )

## Power Consumption

---

The following data are conducted at 25°temperature with 3.3V power supply.

1. All measurements were performed at the antenna interface.
2. All transmitted data are conducted based on a 90% duty cycle, continuous transmission mode.

Mode	Typical	Unit
Transmit 802.11b , CCK 1Mbps , Pout=+19.5dBm	215	mA
Transmit 802.11b , CCK 11Mbps , Pout=+18.5dBm	197	mA
Transmit 802.11g , OFDM54 Mbps , Pout=+16dBm	145	mA
Transmit 802.11n , MCS7 , Pout=+14dBm	135	mA



Transmit 802.11b, 1024-byte packet length, -80dBm	100	mA
Transmit 802.11g, 1024-byte packet length, -70dBm	100	mA
Transmit 802.11n, 1024-byte packet length, -65dBm	102	mA
System Standby mode	70	mA
Power off	0.5	$\mu$ A

## Wi-Fi Radio Characteristics

---

The following data are from tests conducted at room temperature with 3.3V power supply.

Note :

1. 72.2Mbps is measured under 802.11n mode, MCS = 7, GI = 200 $\mu$ s;
2. Maximum output power can be + 19.5dBm in 802.11b mode;

Parameters	Min	Typical	Max	Unit
Input frequency	2412	-	2484	MHz
Input impedance	-	50		$\Omega$
Input reflection	-	-	-10	dB
Output power of PA for 72.2 Mbps	14	15	16	dBm
Output power of PA for 802.11b	17.5	18.5	19.5	dBm
<b>Sensitivity</b>				

CCK 1Mbps	-	-98	-	dBm
CCK 11Mbps	-	-91	-	dBm
6Mbps(1/2BPSK)	-	-93	-	dBm
54Mbps(3/4 64-QAM)	-	-75	-	dBm
HT20 , MCS7 ( 65Mbps , 72.2Mbps )	-	-71	-	dBm
<b>Adjacent Channel Rejection</b>				
OFDM , 6Mbps	-	37	-	dB
OFDM , 54Mbps	-	21	-	dB
HT20 , MCS0	-	37	-	dB
HT20 , MCS7	-	20	-	dB

## WiFi Antenna

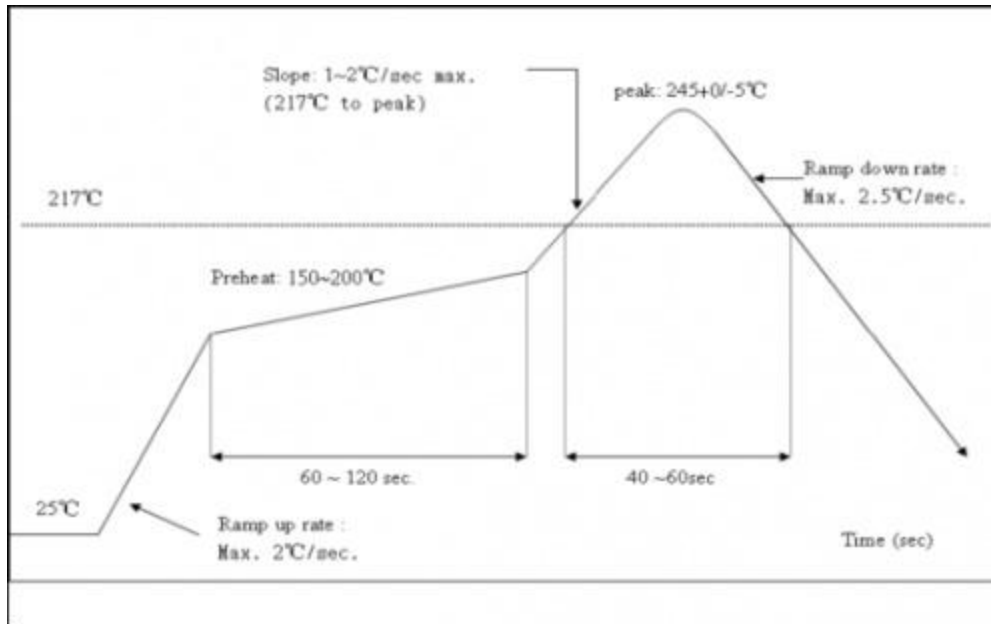
---

PSF-A85 supports two kinds of antenna interface IPEX interfaces and stamp hole interface. You can directly use on-board PCB antenna and IPEX antenna, without adding any matching circuit. If you need to design antenna on a large board, you can use PSF-A85 stamp hole antenna interface.

## Recommended Temperature Graph

---

Refer to IPCJEDEC standard; Peak Temperature 250°C; Number of Times ≤2 times;



## Related Terminologies

Abbreviation	Description
WiFi	Wireless Fidelity
UART	Universal Asynchronous Receiver & Transmitter
DTIM	Delivery Traffic Indication Message
SOC	System On a Chip
P2P	Point to Point
TCP	Transmission Control Protocol
IP	Internet Protocol
STBC	Space-Time Block Coding

MIMO	Multiple Input Multiple Output
MPDU	MAC Protocol Data Unit
MSDU	MAC Server Data Unit
IEEE	Institute Of Electrical And Electronics Engineers
bps	Bits Per Second
CCK	Corporate Control Key
DQPSK	Differential Quadrature Phase Shift Keying
DBPSK	Differential Binary Phase Shift Keying
QAM	Quadrature Amplitude Modulation
OFDM	Orthogonal Frequency Division Multiplexing
WPA	Wi-Fi Protected Access
WPS	Wi-Fi Protected Setup
TKIP	Temporal Key Integrity Protocol
WAPI	Wlan Authentication And Privacy Infrastructure
WEP	Wired Equivalent Privacy

CRC	Cyclic Redundancy Check
-----	-------------------------

## Download

---

[File:PSF-A85\\_Schmatic.pdf](#)

[File:PSF-A85\\_VIEW.pdf](#)

[File:PSF-A85\\_Dimension.pdf](#)

[File:0A-ESP8285\\_Datasheet\\_CN.pdf](#)

[File:0A-ESP8285\\_Datasheet\\_EN.pdf](#)

For the convenience of using PSF-A85 module, now we offer PSF-A85 kicad, eagle package library. Also, we provide Eagle PCB antenna file. Please don't rub copper near the antenna.

[File:PSF-A85\\_EAGLE.zip](#)

[File:PSF-A85\\_KICAD.zip](#)