



JNMP72-330~350(L)

"L" after the module type indicates that the type is suitable for 1000V DC.

High efficiency poly solar module


JNMP72

Optimized BOM management and utilization, reliable and stable performance.

Passed third-party tests of salt spray, ammonia, sand and dust, applicable to various scenarios.

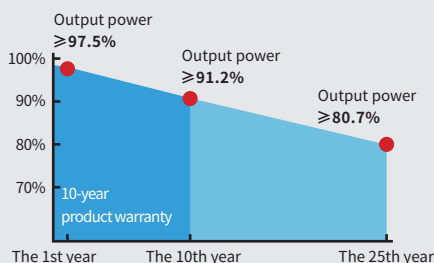
Demonstrated extremely low degradation guarantees long-term benefits of the power station.

CERTIFICATION



TUV: IEC/EN 61215, IEC/EN 61730
 KS: KS C 8561
 BIS: IS 14286/IEC 61215, IS/IEC 617300
 GB/T 19001-2016/ISO 9001:2015
 GB/T 24001-2016/ISO 14001:2015
 OHSAS 18001:2007
 CNAS-CL01: ISO/IEC 17025:2017

QUALITY ASSURANCE



Advanced production process

Optimized 5BB design
 Multi-layer anti-reflection film



Superior quality control

Full automatic production line
 MES and ERP digitizing logistics management
 100% three times EL and appearance inspection



Excellent power generation performance

0~+5W positive power tolerance
 Improved low light irradiance performance and low degradation



Stable mechanical performance

Passed rigorous hail test
 Withstands 5400Pa snow and 2400Pa wind loads



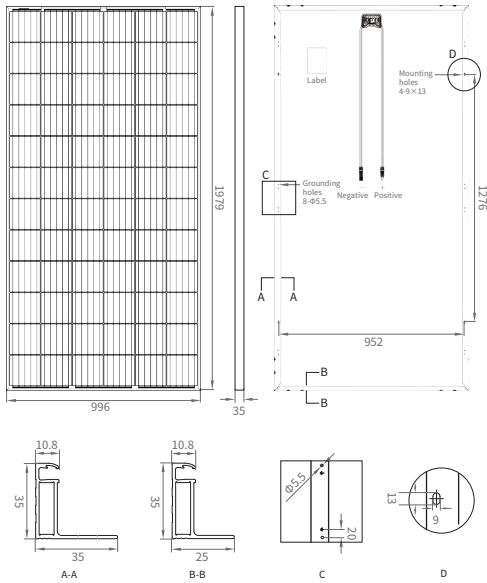
Long weather resistance

Excellent anti-PID performance
 Certified in fireproofing for safety



JINNENG CLEAN ENERGY TECHNOLOGY LTD JINNENG PHOTOVOLTAIC TECHNOLOGY LTD

No.1 Wenshui Economic Development Zone, Lvliang, Shanxi 032100, China
 No. 533, East Guang'an Street, Yuci District, Jinzhong, Shanxi 030600, China
 Tel: +86(354)2037999 E-mail: sales@jinery.com



MECHANICAL PARAMETERS

Cell (mm)	158.75*158.75 Poly
Dimensions (L*W*H) (mm)	1979*996*35
Weight (kg)	21.2
Cable Cross Section Size (mm ²)	4
No. of Cells & Connections	72(6*12)
No. of Diodes	3

QUALIFICATION	
Temperature Cycling Range (°C)	-40~+85
Max. Series Fuse Rating (A)	20
Max. Wind Load / Max. Snow Load (Pa)	2400 / 5400
Hot Spot Rate	100% Free
Fire Rating	Class C
Junction Box & Connector Protection Grade	IP68

ELECTRICAL PARAMETERS

Module Type	(1000V DC)	JNMP72-330L	JNMP72-335L	JNMP72-340L	JNMP72-345L	JNMP72-350L
	(1500V DC)	JNMP72-330	JNMP72-335	JNMP72-340	JNMP72-345	JNMP72-350
STC AM1.5 1000W/m ² Cell Temperature 25°C	Max. Power at STC (Pmpp/W)	330	335	340	345	350
	Output Tolerance (W)	0+5	0+5	0+5	0+5	0+5
	Max. Power Voltage (Vmp/V)	37.40	37.56	37.74	37.92	38.10
	Max. Power Current (Imp/A)	8.85	8.92	9.01	9.10	9.19
	Open Circuit Voltage (Voc/V)	45.97	46.17	46.37	46.57	46.77
	Short Circuit Current (Isc/A)	9.35	9.45	9.55	9.65	9.75
	Module Efficiency (%)	16.7	17.0	17.2	17.5	17.8
NMOT AM1.5 800W/m ² Ambient Temperature 20°C Wind Speed 1m/s	Max. Power at NMOT (Pmpp/W)	245.6	249.3	253.0	256.8	260.5
	Max. Power Voltage (Vmp/V)	34.69	34.94	35.11	35.27	35.43
	Max. Power Current (Imp/A)	7.08	7.14	7.21	7.28	7.35
	Open Circuit Voltage (Voc/V)	43.11	43.30	43.49	43.67	43.86
	Short Circuit Current (Isc/A)	7.54	7.62	7.70	7.79	7.87

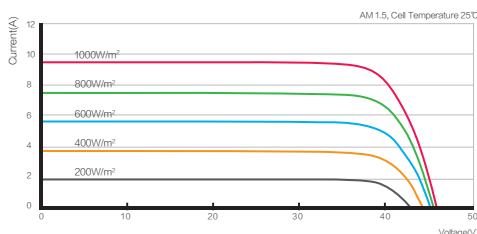
PACKING CONFIGURATION

Pieces Per Pallet	31
Pallets Per Stack	2
Extra Pieces Per Stack	4
Pieces Per Container	726

TEMPERATURE COEFFICIENTS

Nominal Module Operating Temperature (NMOT)	45±2°C
Temperature Coefficient Voltage (Voc)	-0.31 %/°C
Temperature Coefficient Current (Isc)	0.05 %/°C
Temperature Coefficient Power (Pm)	-0.41 %/°C

I-V CURVE(340W)



Optional

Connector Type	<input type="checkbox"/> MC4 Compatible	<input type="checkbox"/> MC4
Cable Length	<input type="checkbox"/> 800mm	<input type="checkbox"/> 1200mm
Frame Color	<input type="checkbox"/> Silver	<input type="checkbox"/> Black
Max. System Voltage	<input type="checkbox"/> 1000V	<input type="checkbox"/> 1500V

Notes: