



High Module Conversion Efficiencies



Easy Installation and Handling for Various Applications



Mechanical Load Capability of up to 5400 Pa



**Conforms with IEC 61215:2005,
IEC 61730: 2004, UL 1703 PV Standards**



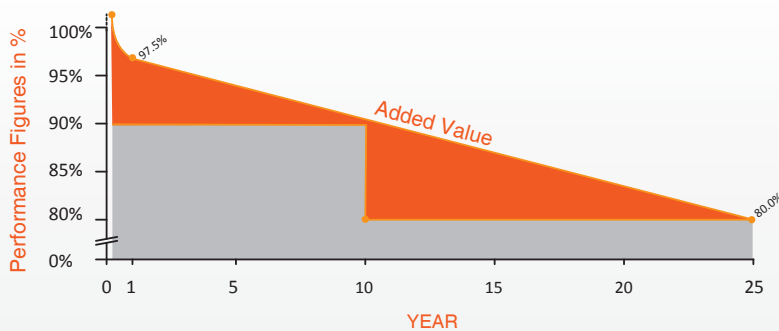
ISO9001, OHSAS18001, ISO14001 Certified



Application Class A, Safety Class II, Fire Rating C



Also Applicable for Module with Black Frame

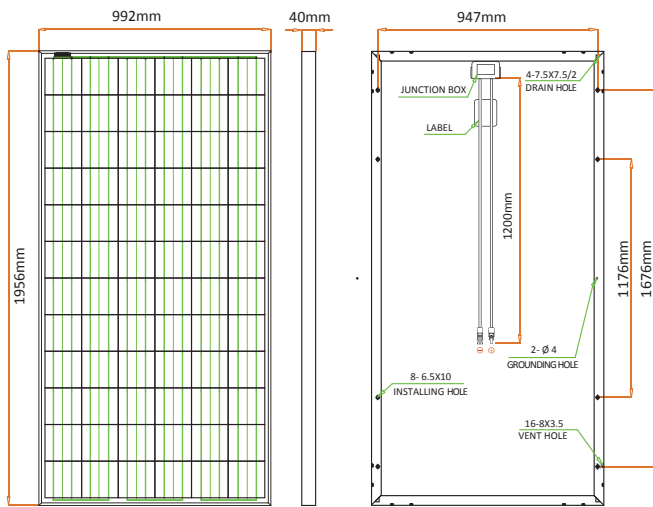


10-year
material & workmanship

25-year
linear power output

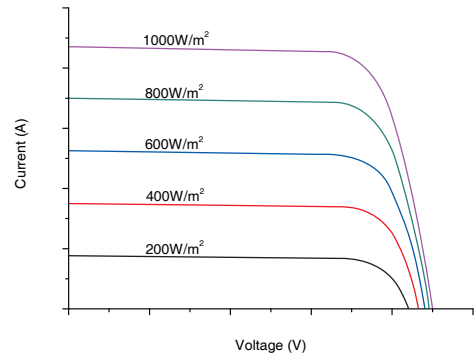


Dimensions



Drawing Only for Reference

I-V Curves



Varied Irradiation Efficiencies

Irradiance	200W/m ²	400W/m ²	600W/m ²	800W/m ²	1000W/m ²
Efficiency	15.8%	16.2%	16.2%	16.1%	16.0%

Electrical Characteristics STC

	JC290M-24/Ab	JC295M-24/Ab	JC300M-24/Ab	JC305M-24/Ab	JC310M-24/Ab
Maximum Power (Pmax)	290 W	295 W	300 W	305 W	310 W
Power Tolerance	0 ~ +5W	0 ~ +5W	0 ~ +5W	0 ~ +5W	0 ~ +5W
Module Efficiency	14.9%	15.2%	15.5%	15.7%	16.0%
Maximum Power Current (Imp)	8.08 A	8.13 A	8.20 A	8.33 A	8.38 A
Maximum Power Voltage (Vmp)	35.9 V	36.3 V	36.6 V	36.6 V	37.0 V
Short Circuit Current (Isc)	8.56 A	8.62 A	8.69 A	8.73 A	8.80 A
Open Circuit Voltage (Voc)	44.6 V	44.7 V	44.8 V	44.9 V	45.0 V

Values at Standard Test Conditions STC (Air Mass AM1.5, Irradiance 1000W/m², Cell Temperature 25°C)

Electrical Characteristics NOCT

	JC290M-24/Ab	JC295M-24/Ab	JC300M-24/Ab	JC305M-24/Ab	JC310M-24/Ab
Maximum Power (Pmax)	215 W	219 W	222 W	226 W	230 W
Maximum Power Current (Imp)	6.52 A	6.57 A	6.67 A	6.72 A	6.80 A
Maximum Power Voltage (Vmp)	33.0 V	33.3 V	33.4 V	33.6 V	33.8 V
Short Circuit Current (Isc)	6.91 A	6.96 A	7.02 A	7.04 A	7.10 A
Open Circuit Voltage (Voc)	41.7 V	41.8 V	41.9 V	42.0 V	42.1 V

Values at Normal Operating Cell Temperature, Irradiance of 800 W/m², spectrum AM 1.5, ambient temperature 20°C, wind speed 1 m/s

Mechanical Characteristics

Cell Type	Virtus II (Polycrystalline) 156 x156 mm, 72 (6x12) pcs in series
Glass	High Transmission, Low Iron, Tempered Glass
Frame	Anodized Aluminum Alloy
Junction Box	IP65/IP67 rated, with bypass diodes
Dimension	*1956 x 992 x 40 mm
Output Cable	4 mm ² (EU)/12 AWG (US), 1200 mm
Weight	27 Kg
Installation Hole Location	See Drawing Above

Characteristics

Temperature Coefficient of Voc	-0.30%/°C
Temperature Coefficient of Isc	0.04%/°C
Temperature Coefficient of Pmax	-0.40%/°C
Nominal Operating Cell Temperature (NOCT)	45°C±2°C

Packing Information

	20' GP	40' GP	40' HQ
Container	20' GP	40' GP	40' HQ
Pallets per Container	10	24	24
Pieces per Container	250	600	660

Rev No: JC/TDS/2014.05.09 *Contact Renesola for tolerance specification
CAUTION: All rights reserved. Design and specification are subject to change without prior notice.

Maximum Ratings

Operating Temperature	-40°C ~ +85°C
Maximum System Voltage	1000VDC (EU) / 600VDC (US)
Maximum Series Fuse Rating	20A (EU) / 20A (US)