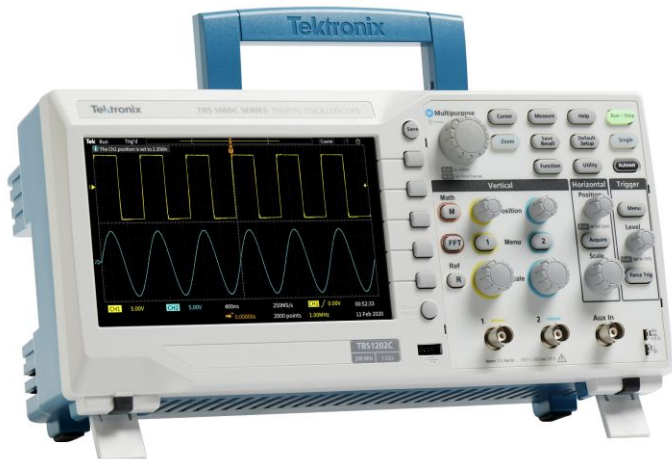


# Digital Storage Oscilloscope

## TBS1000C Series Datasheet



The TBS1000C Series Digital Storage Oscilloscope offers affordable performance in a compact design. It is designed to meet the needs of today's educational institutions, embedded design engineers, and maker community. The instrument includes a 7-inch WVGA color display with up to 1 GS/s sample rate, bandwidths from 50 MHz to 200 MHz and a five-year warranty. The instrument comes with an innovative courseware system that integrates the lab exercises with step-by-step instructions for use, by the students. HelpEverywhere<sup>®</sup> system provides useful tips and hints throughout the user interface, to make the instrument more approachable to a new user.

### Key performance specifications

- 200 MHz, 100 MHz, 70 MHz, and 50 MHz bandwidth models
- 2-channel models
- 1 GS/s sample rate on all channels
- 20k point record length on all channels
- Advanced triggers include pulse, runt, and line triggers
- Five-year warranty

### Key features

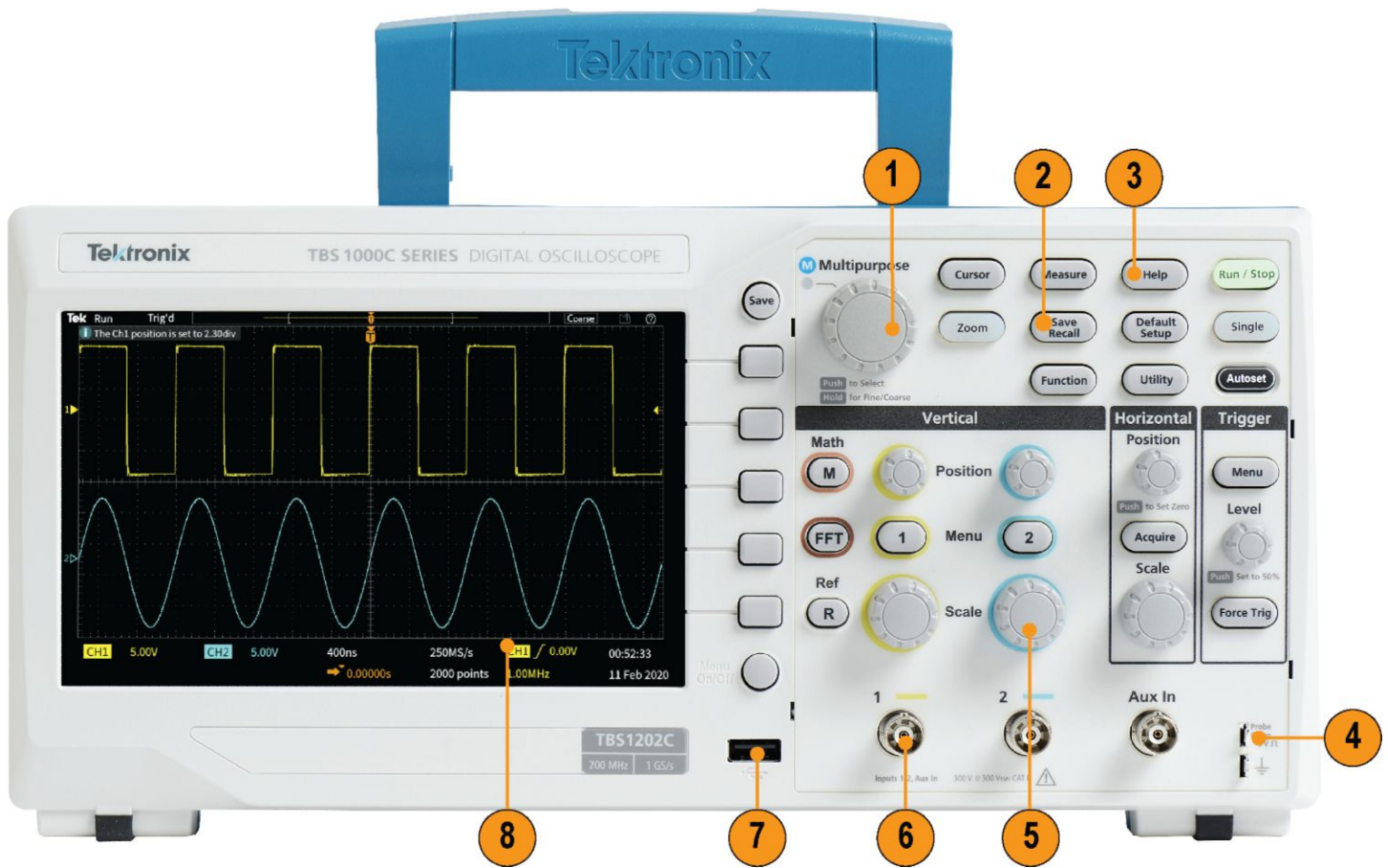
- 7-inch WVGA color display with 15 horizontal divisions that shows 50% more signal
- 32 automated measurements
- Dual window FFT with simultaneous time and frequency domain views
- Trigger frequency counter
- Pan and Zoom capability
- Multi-language user interface with support for 10 languages in the user interface and front panel overlay
- Small footprint and light weight
- Fanless design contributes to low noise operation

### Connectivity

- USB 2.0 host port on the front panel for quick and easy data storage.
- USB 2.0 device port on rear panel to connect to a PC and remotely control the instrument.

### Education

- HelpEverywhere provides helpful on-screen tips for users
- Built-in oscilloscope handbook provides operating instructions and oscilloscope fundamentals
- Integrated courseware feature provides lab exercise guidance on the display
- Autoset, Cursors, and Automated measurements can be disabled to help educators to teach basic concepts to students



TBS1000C front panel

Image Reference	Description
1	Multipurpose knob for waveform navigation, zoom, and cursors
2	Save Recall
3	HelpEverywhere
4	Probe Compensation

Image Reference	Description
5	Dedicated control knobs per channel
6	BNC probe interface
7	USB Host port for save/recall
8	7-inch display



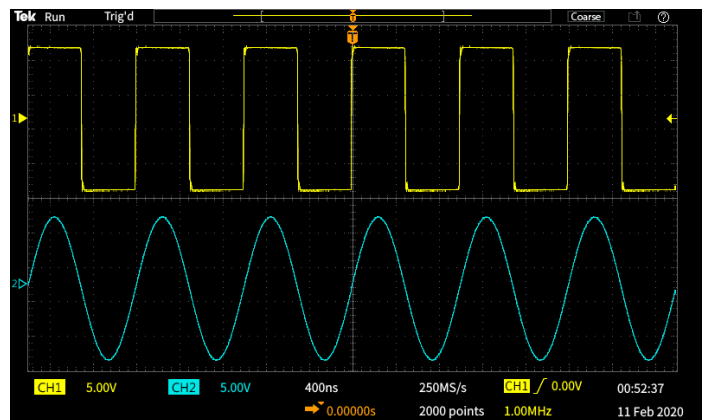
TBS1000C rear panel

Image Reference	Description
1	IEC power connector
2	USB device port for remote control
3	Kensington Lock

## Designed to make you learn and work faster

The TBS1000C Series Oscilloscope is designed for quick hands-on learning and easy operation with just the right combination of features and capabilities. Dedicated front panel controls provide easy access to all the important settings. The graticule with 10 vertical divisions and 15 horizontal divisions enables you to see more signals per screen.

The large menu with clearly labeled and colored information on the screen make it easy to navigate and find information of interest. The zoom function lets you to quickly pan through the record and zoom in to see the signal details in areas of interest.



In Zoom mode, an overview of the entire record is shown in the upper part of the display and the lower part displays the detailed Zoomed view.

## Versatile triggering and acquisition modes

The trigger system is designed for troubleshooting today's mixed signal designs. Beyond a basic edge trigger, it also includes pulse width and runt triggering, which are especially useful for troubleshooting digital sections of your designs.

Pulse width triggering is perfect for hunting narrow glitches or time out conditions. Runt trigger is designed to capture signals that are shorter in amplitude than expected.

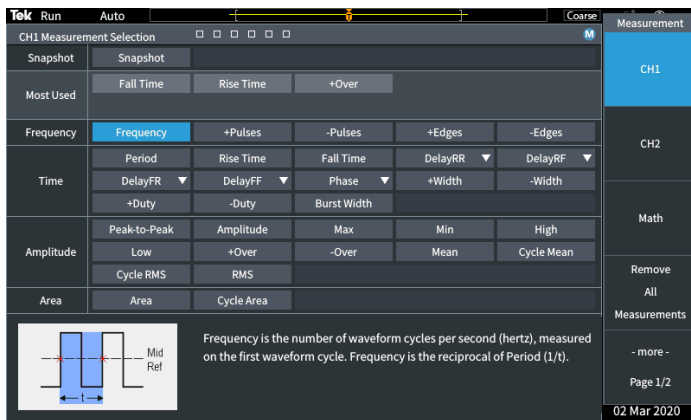
The TBS1000C Series Oscilloscope offers several acquisition modes. The default acquisition mode is Sample Mode which works well for most applications. The Peak Detect Mode is useful for hunting spikes, and Average Mode can help to reduce noise on the repetitive signals.

## Automated measurements and analysis

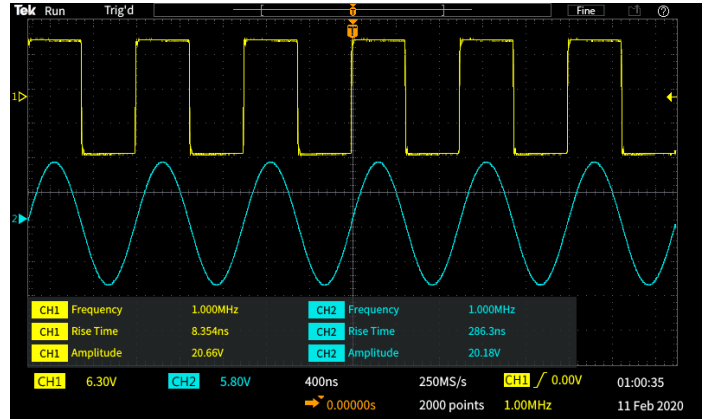
A comprehensive set of automated measurements enable fast and convenient testing of a wide variety of signal conditions for different applications.

Measurements are displayed on a single screen. They are grouped into four categories: Frequency, Time, Amplitude, and Area. All measurements are displayed on a single measurement selection screen making it easy to choose from 32 automated measurements; no more hunting through various menus.

Measurements are color coded by the source and are presented on a transparent background; so waveforms are not obscured by the readouts.



Measurements are all listed and selected on a single screen

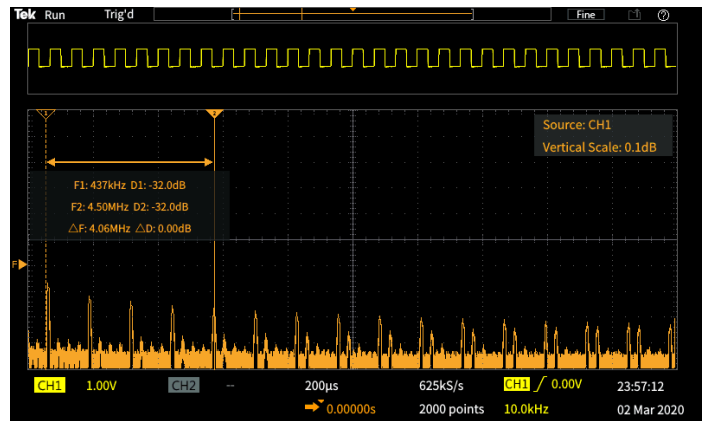


Measurements are transparent so waveforms are not obscured

## FFT function

You can understand the frequency content of your signals with the FFT function by pressing FFT button in the front-panel .

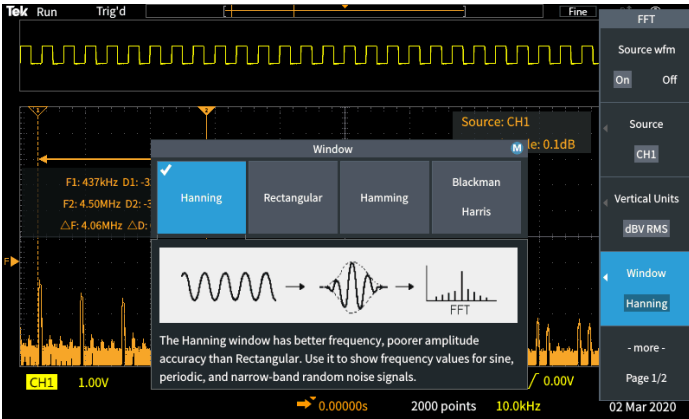
Display only the FFT or turn on the source waveform display to see both the frequency and the time domain waveform. A transparent readout shows important settings without blocking the FFT display.



The time domain source waveform can be displayed above the FFT frequency spectrum

## HelpEverywhere

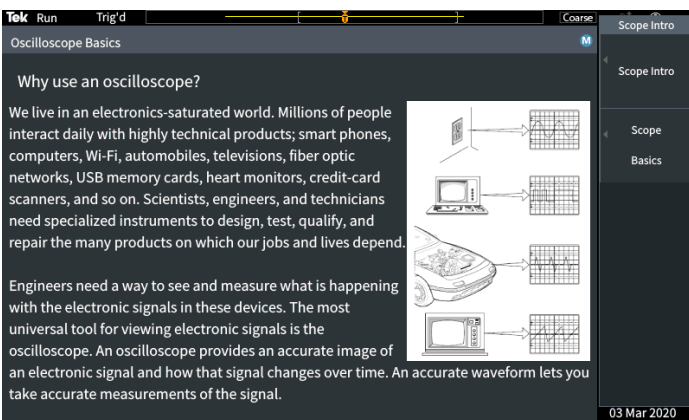
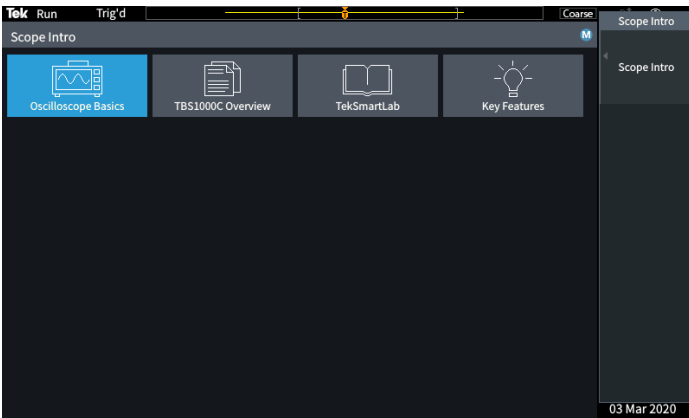
The HelpEverywhere system provides help text with graphics to explain the different settings on the instrument, making it easier for new users to know which measurement to use and interpret the results. Help is provided in the same language as the user interface.



HelpEverywhere tips explain important settings.

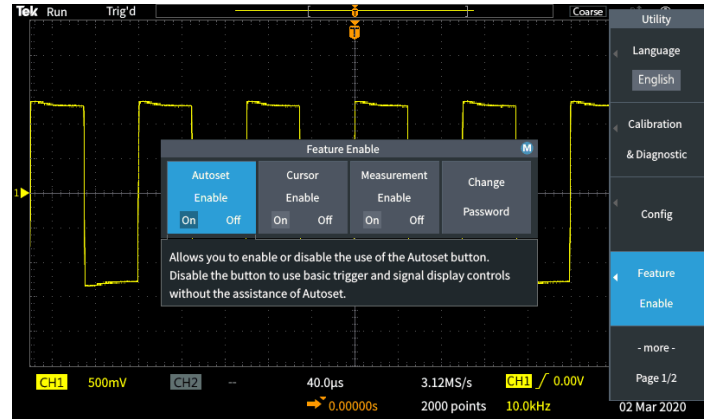
## Innovative new education solutions

The TBS1000C Series Oscilloscope offers several features that enable the educator to devote more time to teach fundamental concepts. The Scope Intro handbook is embedded into the TBS1000C help system. Pressing the help button in the front panel gives you access to information on oscilloscope basic operations, as well as an overview of the TBS1000C oscilloscope, controls, and tips to use it.



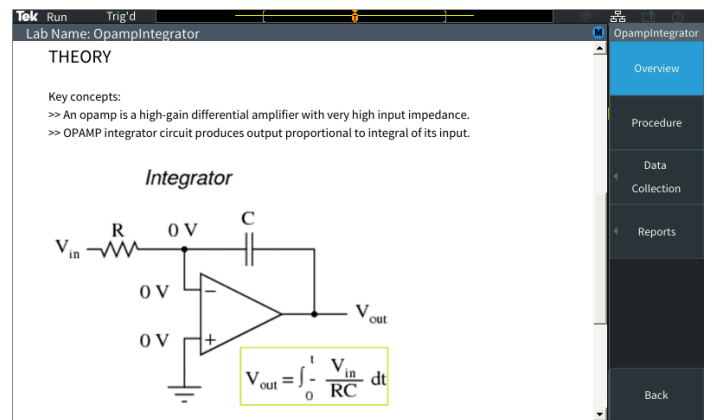
Scope Intro covers basic oscilloscope and TBS1000C usage

Features such as Autoset, Cursors, and automated measurements can be disabled on the instruments. By disabling features, students can learn the basic concepts and understand how to use the horizontal and vertical controls to get the waveform, use the graticule to measure time, voltage, and manually plot/calculate the signal characteristics.



Features with menus

The integrated Courseware function allows professors to load lab exercises on the instrument to give guidance to the students at each station and provides a structured framework into which students can capture data to incorporate into their reports. Over 100 sample lab exercises are available for download from the [Tektronix Courseware Resource Center](#).



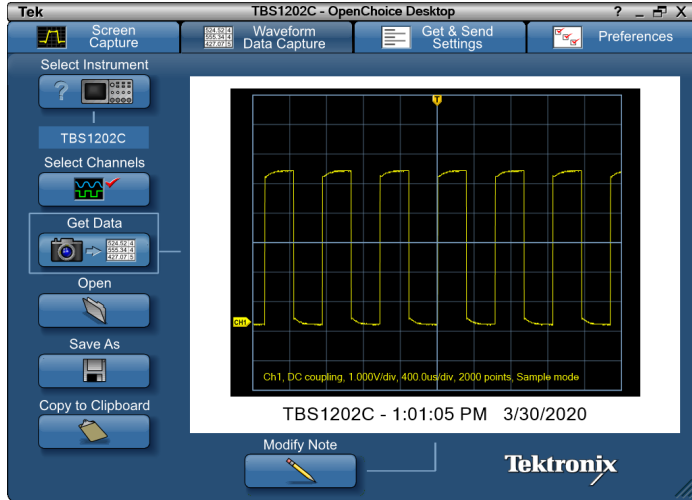
The Courseware function allows students to see lab information on the instrument display

## Flexible data transfer

The USB host port on the front of the instrument makes it easy to save the instrument settings, screenshots, and waveform data into a USB flash drive.

## PC connectivity

Easily capture, save, and analyze measurement results by connecting to your PC to the USB device port on the rear of the instrument and using the OpenChoice® PC Communications Software available on the Tektronix website. Simply pull screen images and waveform data into the stand-alone desktop application or directly into Microsoft Word and Excel.



TekBench

## Performance you can count on

Tektronix has industry-leading service and support, and every TBS1000C Series Oscilloscope is backed with a standard five-year warranty.

# Specifications

All specifications are guaranteed unless noted otherwise. All specifications apply to all models unless noted otherwise.

## Model overview

Parameters	TBS1052C	TBS1072C	TBS1102C	TBS1202C
Bandwidth	50 MHz	70 MHz	100 MHz	200 MHz
Channels	2	2	2	2
Sample Rate	1 GS/s	1 GS/s	1 GS/s	1 GS/s
Record Length	20 K points	20 K points	20 K points	20 K points

## Vertical system - Analog channels

<b>Vertical resolution</b>	8 bits
<b>Input sensitivity range</b>	1 mV/div to 10 V/div max. in 1-2-5 sequence with probe attenuation set to 1X
<b>DC gain accuracy</b>	±3.0 % step gain, derated at 0.1 %/°C above 30 °C
<b>Maximum Input Voltage</b>	300 VRMS, Installation Category II; derate above 4 MHz at 20 dB per decade to 200 MHz
<b>Offset range</b>	1 mV/div to 50 mV/div: ± 1 V 100 mV/div to 500 mV/div: ± 10 V 1 V/div to 5 V/div : ± 100 V
<b>Bandwidth limit</b>	20 MHz (Typ)
<b>Input coupling</b>	DC, AC
<b>Input impedance</b>	1 MΩ ±2 % in parallel with 14 pF ±2 pF
<b>Vertical zoom</b>	Vertically expand or compress a live or stopped waveform
<b>Acquisition modes</b>	
<b>Sample</b>	Acquire sampled values
<b>Peak Detect</b>	Captures glitches as narrow as 4 nsec at all sweep speeds.
<b>Average</b>	From 2 to 256 waveforms included in average.
<b>Hi-Resolution</b>	Averages multiple sample of one acquisition interval into one waveform point.
<b>Roll</b>	Scrolls waveforms right to left across the screen at sweep speeds slower than or equal to 40 ms/div

**Horizontal system - Analog channels**

Timebase accuracy	20 ppm
Timebase range	
TBS1202C, TBS1052C, TBS1072C, TBS1102C	2 ns/div to 100 sec/div in a 1-2-4 sequence
Horizontal zoom	Horizontally expand or compress a live or stopped waveform
Deskew range	$\pm 100$ nsec

**Trigger system**

External trigger input	Included on all models
Trigger modes	Auto, Normal, Single Sequence
Trigger Types	
Edge	Positive or negative slope on any channel. Coupling includes DC, HF reject, LF reject, and noise reject.
Pulse Width	Trigger on width of positive or negative pulses that are $>$ , $<$ , $=$ , or $\neq$ a specified period of time.
Runt	Trigger on a pulse that crosses one threshold but fails to cross a second threshold before crossing the first again.
Trigger source	CH1, CH2, AUX IN, AC Line
Trigger Coupling	DC, Noise Reject, High Frequency Reject, Low Frequency Reject
Trigger signal frequency readout	Provides a frequency readout of the trigger source up to instrument bandwidth.

**Waveform measurements**

Cursors	Time, Amplitude, Screen
Automated measurements	32, of which up to six can be displayed on-screen at any one time. Measurements include: Period, Frequency, Rise Time, Fall Time, Positive Duty Cycle, Negative Duty Cycle, Positive Pulse Width, Negative Pulse Width, Burst Width, Phase, Positive Overshoot, Negative Overshoot, Peak to Peak, Amplitude, High, Low, Max, Min, Mean, Cycle Mean, RMS, Cycle RMS, Positive Pulse Count, Negative Pulse Count, Rising Edge Count, Falling Edge Count, Area, Cycle Area, Delay FR, Delay FF, Delay FR, and Delay RR.
Gating	Isolate the specific occurrence within an acquisition to take measurements on, using either the screen, between waveform cursors or full record length.

**Waveform math**

Arithmetic	Add, Subtract, and Multiply waveforms
FFT	Spectral magnitude. Set FFT Vertical Scale to Linear RMS or dBV RMS, and FFT Window to Rectangular, Hamming, Hanning, or Blackman-Harris.



## Display system

Display Type	7-inch TFT Color Display
Display Resolution	800 horizontal by 480 vertical displayed pixels (WVGA)
Waveform styles	Vectors, Variable persistence, and Infinite persistence.
Format	YT and XY

## Input Output Ports

USB 2.0 Host Port	Supports USB mass storage devices
USB 2.0 device port	Rear-panel connector allows for communication/control of oscilloscope through USBTMC or GPIB with a TEK-USB-488
Probe Compensator	
Amplitude	5 V
Frequency	1 KHz
Kensington Style Lock	Rear-panel security slot connects to standard Kensington style lock

## Power source

Power source	100 to 240 VAC RMS $\pm$ 10%
Power source frequency	45 Hz to 65 Hz (100 to 240 V) 360 Hz to 440 Hz (100 to 132 V)
Power consumption	30 W maximum

## Physical characteristics

Dimensions	<b>Parameters</b>	<b>mm</b>	<b>in.</b>
	Height	154.95	6.1
	Width	325.12	12.8
	Depth	106.68	4.2

Shipping dimensions	<b>Parameters</b>	<b>mm</b>	<b>in.</b>
	Height	266.7	10.5
	Width	476.2	18.75
	Depth	228.6	9.0

Weight	<b>Parameters</b>	<b>kg</b>	<b>lb</b>
	Instrument only	1.979	4.36
	Instrument with accessories	2.2	4.9

**Physical characteristics**

RM2000B rackmount

Parameters	mm	in
Height	177.8	7.0
Width	482.6	19.0
Depth	108.0	4.25

**Cooling Clearance** 50 mm (2 in) required on left side, right side, and rear of instrument.

**Environmental and safety**

**Temperature**

**Operating** 0 °C to +50 °C  
**Non-operating** -30 °C to +71 °C

**Humidity**

**Operating** 5% to 90% relative humidity (% RH) at up to +30 °C, 5% to 60% RH above +30 °C up to +50 °C, non-condensing.  
**Non-operating** 5% to 90% RH (Relative Humidity) at up to +30 °C, 5% to 60% RH above +30 °C up to +60 °C, non-condensing.

**Altitude**

**Operating** Up to 3,000 m (9,842 ft.)  
**Non-operating** Up to 12,000 meters (39,370 ft).

**Regulatory**

**Electromagnetic compatibility** EC Council Directive 2014/30/EU  
 UL61010-1, UL61010-2-030, CAN/CSA-C22.2 No. 61010.1, CAN/CSA-C22.2 No. 61010-2:030; EN61010-1, EN61010-2-030  
**Safety** Complies with the Low Voltage Directive 2014/35/EU for Product Safety

# Ordering Information

## Models

Model	Description
TBS1052C	Digital Storage Oscilloscope: 50 MHz bandwidth, 1 GS/s sample rate, 2 Channel
TBS1072C	Digital Storage Oscilloscope: 70 MHz bandwidth, 1 GS/s sample rate, 2 Channel
TBS1102C	Digital Storage Oscilloscope: 100 MHz bandwidth, 1 GS/s sample rate, 2 Channel
TBS1202C	Digital Storage Oscilloscope: 200 MHz bandwidth, 1 GS/s sample rate, 2 Channel

## Instrument Options

### Language Options

Opt. L0	English manual
Opt. L1	French manual
Opt. L2	Italian manual
Opt. L3	German manual
Opt. L4	Spanish manual
Opt. L5	Japanese manual
Opt. L6	Portuguese manual
Opt. L7	Simplified Chinese manual
Opt. L8	Traditional Chinese manual
Opt. L9	Korean manual
Opt. L10	Russian manual

### Power Plug Options

Opt. A0	North America power plug (115 V, 60 Hz)
Opt. A1	Universal Euro power plug (220 V, 50 Hz)
Opt. A2	United Kingdom power plug (240 V, 50 Hz)
Opt. A3	Australia power plug (240 V, 50 Hz)
Opt. A5	Switzerland power plug (220 V, 50 Hz)
Opt. A6	Japan power plug (100 V, 50/60 Hz)
Opt. A10	China power plug (50 Hz)
Opt. A11	India power plug (50 Hz)
Opt. E1	Universal Euro, United Kingdom, and Switzerland

## Standard accessories

### Probe

Accessory	Description
TPP0200	200 MHz and 100 MHz models, 10x passive probe one per analog channel
TPP0100	50 MHz and 70 MHz models, 10x passive probe one per analog channel

### Accessories

Accessory	Description
071-3660-00	Compliance and Safety Instructions
077-1691-00	Programmer manual, available on <a href="http://www.tek.com">www.tek.com</a>
-	Power cord
-	Calibration certificate documenting traceability to National Metrology Institute(s) and ISO9001 quality system registration

### Warranty

Five-year warranty covering all parts and labor, excluding probes.

### Recommended accessories

Accessory	Description
TEK-USB-488	GPIB-to-USB converter
AC2100	Soft carrying case for instrument
HCTEK4321	Hard plastic carrying case for instrument (requires AC2100)
RM2000B	Rackmount kit
174-4401-xx	USB host to device cable, 3 ft. long

### Recommended probes

Probe	Description
TPP0050	10X passive probe, 50 MHz bandwidth
TPP0100	10X passive probe, 100 MHz bandwidth
TPP0200	10X passive probe, 200 MHz bandwidth
P2220	1X/10X passive probe, 200 MHz bandwidth
P6101B	1X passive probe (15 MHz, 300 VRMS CAT II rating)
P6015A	1000X high-voltage passive probe (75 MHz)
P5100A	100X high-voltage passive probe (500 MHz)
P5200A	50 MHz, 50X/500X high-voltage differential probe
P6021A	15 A, 60 MHz AC current probe
P6022	6 A, 120 MHz AC current probe
A621	2000 A, 5 to 50 kHz AC current probe
A622 100	A, 100 kHz AC/DC current probe/BNC
TCP303/TCPA300	150 A, 15 MHz AC/DC current probe/amplifier
TCP305A/TCPA300	50 A, 50 MHz AC/DC current probe/amplifier
TCP312A/TCPA300	30 A, 100 MHz AC/DC current probe/amplifier
TCP404XL/TCPA400	500 A, 2 MHz AC/DC current probe/amplifier

## Certifications



Tektronix is registered to ISO 9001 and ISO 14001 by SRI Quality System Registrar.



Product(s) complies with IEEE Standard 488.1-1987, RS-232-C, and with Tektronix Standard Codes and Formats.



Product Area Assessed: The planning, design/development and manufacture of electronic Test and Measurement instruments.

# TBS1000C Series Oscilloscope Datasheet

**ASEAN / Australasia** (65) 6356 3900  
**Belgium** 00800 2255 4835\*  
**Central East Europe and the Baltics** +41 52 675 3777  
**Finland** +41 52 675 3777  
**Hong Kong** 400 820 5835  
**Japan** 81 (3) 6714 3086  
**Middle East, Asia, and North Africa** +41 52 675 3777  
**People's Republic of China** 400 820 5835  
**Republic of Korea** +822 6917 5084, 822 6917 5080  
**Spain** 00800 2255 4835\*  
**Taiwan** 886 (2) 2656 6688

**Austria** 00800 2255 4835\*  
**Brazil** +55 (11) 3759 7627  
**Central Europe & Greece** +41 52 675 3777  
**France** 00800 2255 4835\*  
**India** 000 800 650 1835  
**Luxembourg** +41 52 675 3777  
**The Netherlands** 00800 2255 4835\*  
**Poland** +41 52 675 3777  
**Russia & CIS** +7 (495) 6647564  
**Sweden** 00800 2255 4835\*  
**United Kingdom & Ireland** 00800 2255 4835\*

**Balkans, Israel, South Africa and other ISE Countries** +41 52 675 3777  
**Canada** 1 800 833 9200  
**Denmark** +45 80 88 1401  
**Germany** 00800 2255 4835\*  
**Italy** 00800 2255 4835\*  
**Mexico, Central/South America & Caribbean** 52 (55) 56 04 50 90  
**Norway** 800 16098  
**Portugal** 80 08 12370  
**South Africa** +41 52 675 3777  
**Switzerland** 00800 2255 4835\*  
**USA** 1 800 833 9200

\* European toll-free number. If not accessible, call: +41 52 675 3777

**For Further Information.** Tektronix maintains a comprehensive, constantly expanding collection of application notes, technical briefs and other resources to help engineers working on the cutting edge of technology. Please visit [www.tek.com](http://www.tek.com).

Copyright © Tektronix, Inc. All rights reserved. Tektronix products are covered by U.S. and foreign patents, issued and pending. Information in this publication supersedes that in all previously published material. Specification and price change privileges reserved. TEKTRONIX and TEK are registered trademarks of Tektronix, Inc. All other trade names referenced are the service marks, trademarks, or registered trademarks of their respective companies.



03 Aug 2020 3GW-61674-0

[www.tek.com](http://www.tek.com)

**Tektronix**<sup>®</sup>



# Mouser Electronics

Authorized Distributor

Click to View Pricing, Inventory, Delivery & Lifecycle Information:

[Tektronix:](#)

[TBS1052C](#) [TBS1072C](#) [TBS1102C](#) [TBS1202C](#)