

NanoStation Loco M5: Compact and cost-effective AirMax 5GHz CPE



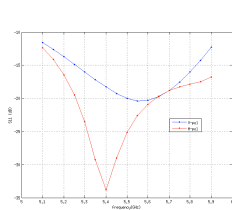
SYSTEM INFORMATION	
Processor Specs	Atheros MIPS 24KC, 400MHz
Memory Information	32MB SDRAM, 8MB Flash
Networking Interface	1 X 10/100 BASE-TX (Cat. 5, RJ-45) Ethernet Interface

REGULATORY / COMPLIANCE INFORMATION	
Wireless Approvals	FCC Part 15.247, IC RS210, CE
RoHS Compliance	YES

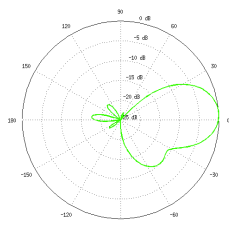
OPERATING FREQUENCY 5470MHz-5825MHz							
5GHz TX POWER SPECIFICATIONS				5GHz RX SPECIFICATIONS			
11a	DataRate	Avg. TX	Tolerance	11a	DataRate	Sensitivity	Tolerance
	1-24Mbps	23 dBm	+/-2dB		24Mbps	-83 dBm	+/-2dB
	36Mbps	21 dBm	+/-2dB		36Mbps	-80 dBm	+/-2dB
	48Mbps	19 dBm	+/-2dB		48Mbps	-77 dBm	+/-2dB
	54Mbps	18 dBm	+/-2dB	54Mbps	-75 dBm	+/-2dB	
5GHz 11n / AirMax	MCS0	23 dBm	+/-2dB	5GHz 11n / AirMax	MCS0	-96 dBm	+/-2dB
	MCS1	23 dBm	+/-2dB		MCS1	-95 dBm	+/-2dB
	MCS2	23 dBm	+/-2dB		MCS2	-92 dBm	+/-2dB
	MCS3	23 dBm	+/-2dB		MCS3	-90 dBm	+/-2dB
	MCS4	22 dBm	+/-2dB		MCS4	-86 dBm	+/-2dB
	MCS5	20 dBm	+/-2dB		MCS5	-83 dBm	+/-2dB
	MCS6	18 dBm	+/-2dB		MCS6	-77 dBm	+/-2dB
	MCS7	17 dBm	+/-2dB		MCS7	-74 dBm	+/-2dB
	MCS8	23 dBm	+/-2dB		MCS8	-95 dBm	+/-2dB
	MCS9	23 dBm	+/-2dB		MCS9	-93 dBm	+/-2dB
	MCS10	23 dBm	+/-2dB		MCS10	-90 dBm	+/-2dB
	MCS11	23 dBm	+/-2dB		MCS11	-87 dBm	+/-2dB
	MCS12	22 dBm	+/-2dB		MCS12	-84 dBm	+/-2dB
	MCS13	20 dBm	+/-2dB		MCS13	-79 dBm	+/-2dB
	MCS14	18 dBm	+/-2dB		MCS14	-78 dBm	+/-2dB
MCS15	17 dBm	+/-2dB	MCS15	-75 dBm	+/-2dB		

PHYSICAL / ELECTRICAL / ENVIRONMENTAL	
Enclosure Size	163 x 31 x80
Weight	0.18kg
Enclosure Characteristics	Outdoor UV Stabilized Plastic
Mounting Kit	Pole Mounting Kit included
Max Power Consumption	5.5 Watts
Power Supply	24V, 0.5A surge protection integrated POE adapter included
Power Method	Passive Power over Ethernet (pairs 4,5+; 7,8 return)
Operating Temperature	-30C to +80C
Operating Humidity	5 to 95% Condensing
Shock and Vibration	ETSI300-019-1.4

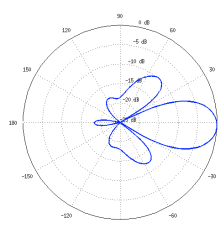
INTEGRATED 2x2 MIMO ANTENNA			
Frequency Range	4.9-6.0 GHz	Max VSWR	1.4:1
Gain	13 dBi	H-pol Beamwidth	45 deg.
Polarization	Dual Linear	V-pol Beamwidth	45 deg.
Cross-pol Isolation	20dB minimum	Elevation Beamwidth	45 deg.



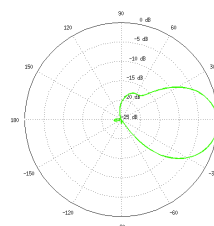
VSWR



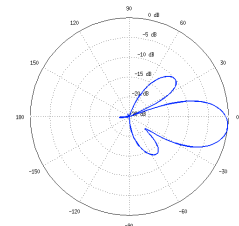
H-Pol Azimuth



H-Pol Elevation



V-Pol Azimuth



V-Pol Elevation