


VGA SPLITTER CST-VG35104



Technical parameters

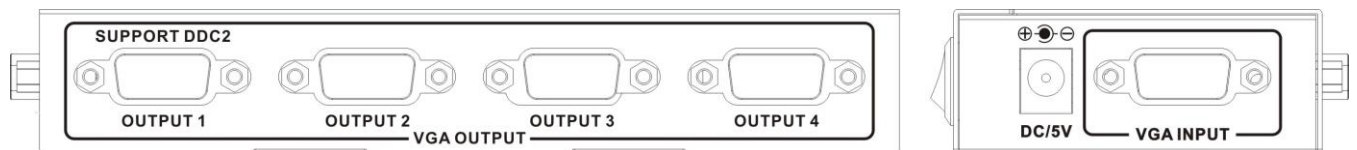
VGA Source Input Port-----	1
Display Device Output Port-----	4
Source Port Connector-----	VGA-HDDB-15P.
Display Device Port Connector-----	VGA-HDDB-15P
Screen Resolution-----	1920*1440@60Hz
Bandwith-----	350MHz
Power Consumption(max.)-----	2.5Watts
Operation Temperature-----	0°C-70°C
Working Voltage-----	DC 5V
Power Adaptor-----	5V 1A
Net Weight-----	0.13Kg
Dimension: L*W*H(mm)-----	149.5x64x25

2.0 Panel Introduction



ON/OFF-----Power switch

Power-----Power Instruction

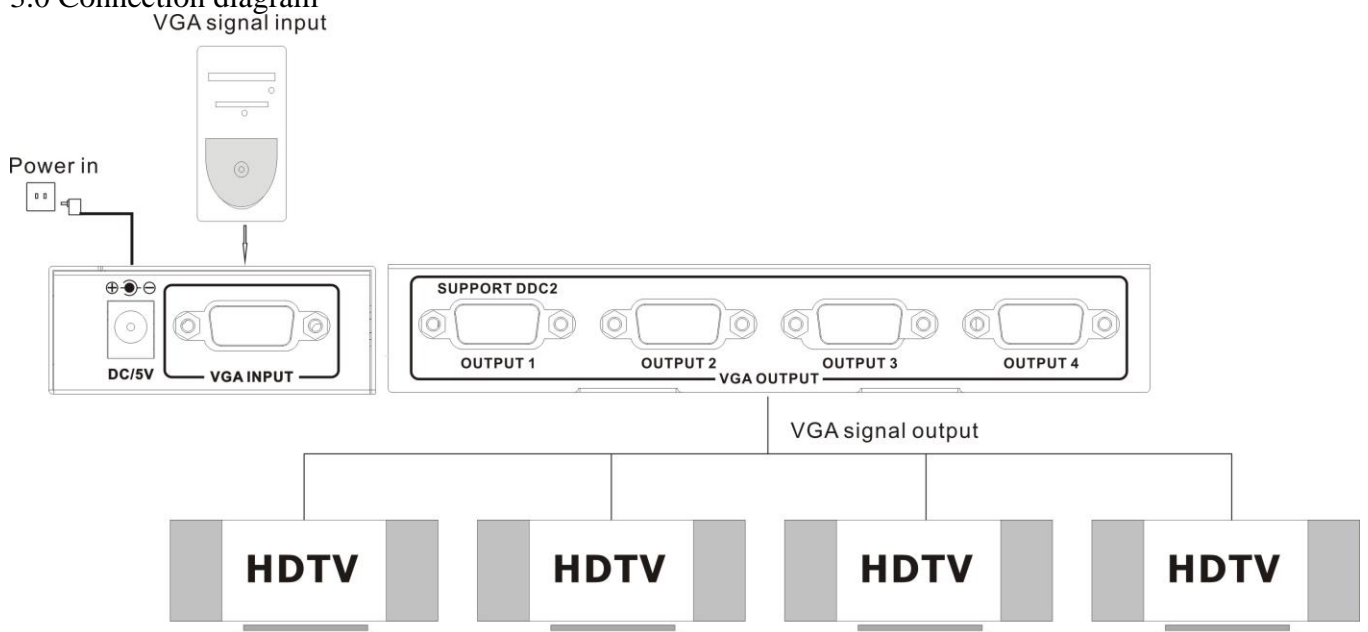


Output 1-4 -----VGA Output 1-4

DC/5V-----DC Power Input Port

VGA INPUT-----VGA Input port

3.0 Connection diagram



3.01 Connect the VGA cable between signal source and input port of Splitter.

3.02 Connect the VGA cable between output port of Splitter and HDTV.

3.03 Connect splitter and power adapter.

3.04 Open the signal source and the power of HDTV, then it works.

Explanation: With different brands of the input or output device, the length of the connecting cables will differ too.

4.0 Installation and Precautions

To avoid electric shock , product damage and to protect your safety , please notice the following:

1.Please slowly plug or unplug signal cables and do not often plug , unplug , or shake them.

2.The equipment should not be placed under the sun , rain and damp or unventilated environment.

3.Liquid items should not be placed on the equipment.

4.Do not install the equipment near heat sources such as fire , power , or other amplifiers that produce heat.

5.Do not insert the metal or other objects to the equipment in addition to connecting cables to ports.