

HDMI Switch

Operating Instruction

4 by 1 HDMI Switcher with Auto Switching

Manual Version:Release 0414

Notice

The information in this document is subject to change without notice. Every effort has been made in the preparation of this document to ensure accuracy of the contents, but all statements, information, and recommendations in this document do not constitute the warranty of any kind, express or implied.

Introduction

The HDMI 4 by 1 Switcher with Auto Switching has a high speed digital performance connection between four sources and a video display without signal degradation. It allows up to four Ultra High Definition 4K x 2K or Full HD 1080p sources to be routed to one Ultra HD display. This product supports resolutions up to 4K x 2K (3840 x 2160@30Hz). Deep Color, 3DTV pass-through, PIP(picture in picture), and lossless audio formats such as LPCM 7.1, Dolby® TrueHD, and DTS-HD® Master Audio™ are also supported. Each Ultra Hi-Def source can be switched to the display using the front panel push-button controls, the included IR remote.

Features

- Switch four Ultra Hi-Def sources to one Ultra HD display
- Supports resolutions up to Ultra HD 4K x 2K (3840 x 2160 @ 30Hz) and 1080p @ 120 Hz, and 1080P 3D @ 60 Hz Full HD
- Incorporates instaPrevue technology, supports PIP(picture in picture)
- Supports Deep color up to 36-bit color at 1080p 60Hz
- Automatically switch to the most recently connected source.
- Supports LPCM 7.1, Dolby® TrueHD, Dolby Digital® Plus, and DTS-HD® Master Audio™
- Support HDMI input/output cable 10 to 15 meters at 1080p/8-bit resolution
- CEC pass-through

Specifications

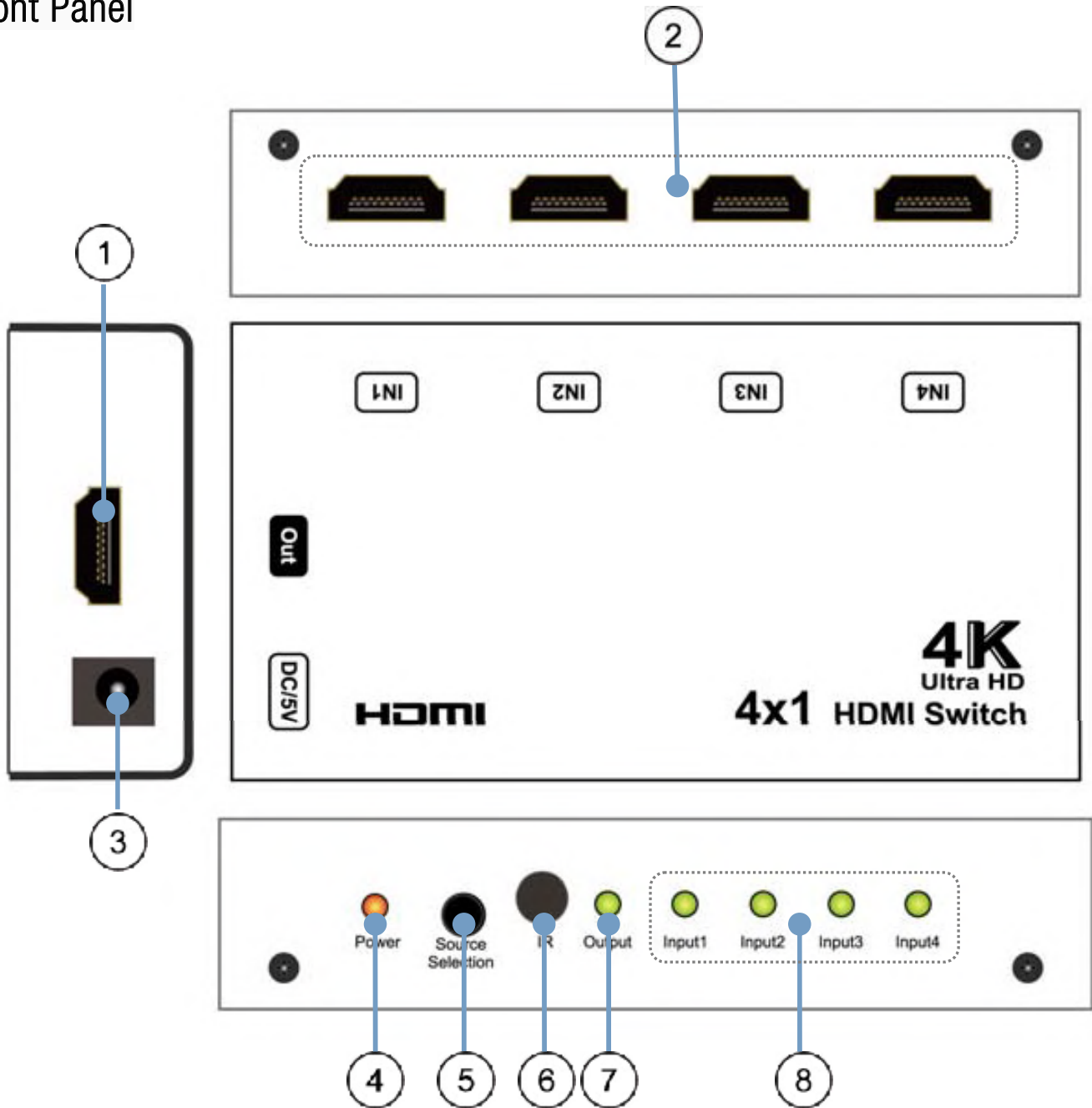
Operating Temperature Range	-5 to +35°C (+23 to +95°C)
Operating Humidity Range	5 to 90%RH (No Condensation)
Bandwidth frequency	10.2Gbps
Input ports	4x HDMI (female)
Output port	1x HDMI (female)
Resolution outputs	up to 4K x 2K (3840 x 2160 @ 30Hz)
Dimensions (LxWxH)	113.5x61.5x25mm
Power consumption	3W(MAX)
Transmission Distance	15m(Maximum)over standard HDMI cable/26AWG
Net Weight	210g

Package Contents

- HDMI 4 by 1 switcher
- 5V DC power supply adaptor
- Remote control
- User Manual

Panel Description

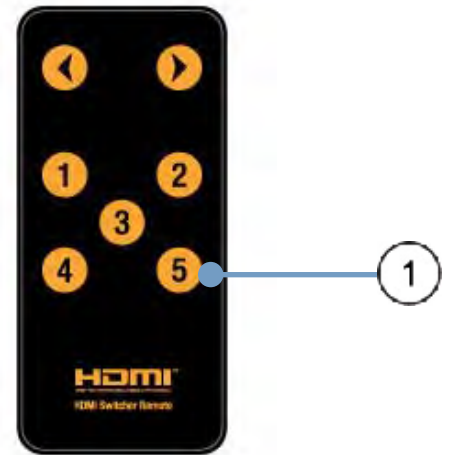
Front Panel



- ① HDMI output port
- ② HDMI input ports
- ③ Power input
- ④ Indicator of power input
- ⑤ Input Select Button
- ⑥ IR receiver windows
- ⑦ Indicator of HDMI output
- ⑧ Indicator of HDMI inputs

Remote Description

① Button "5" for PIP function (picture in picture)

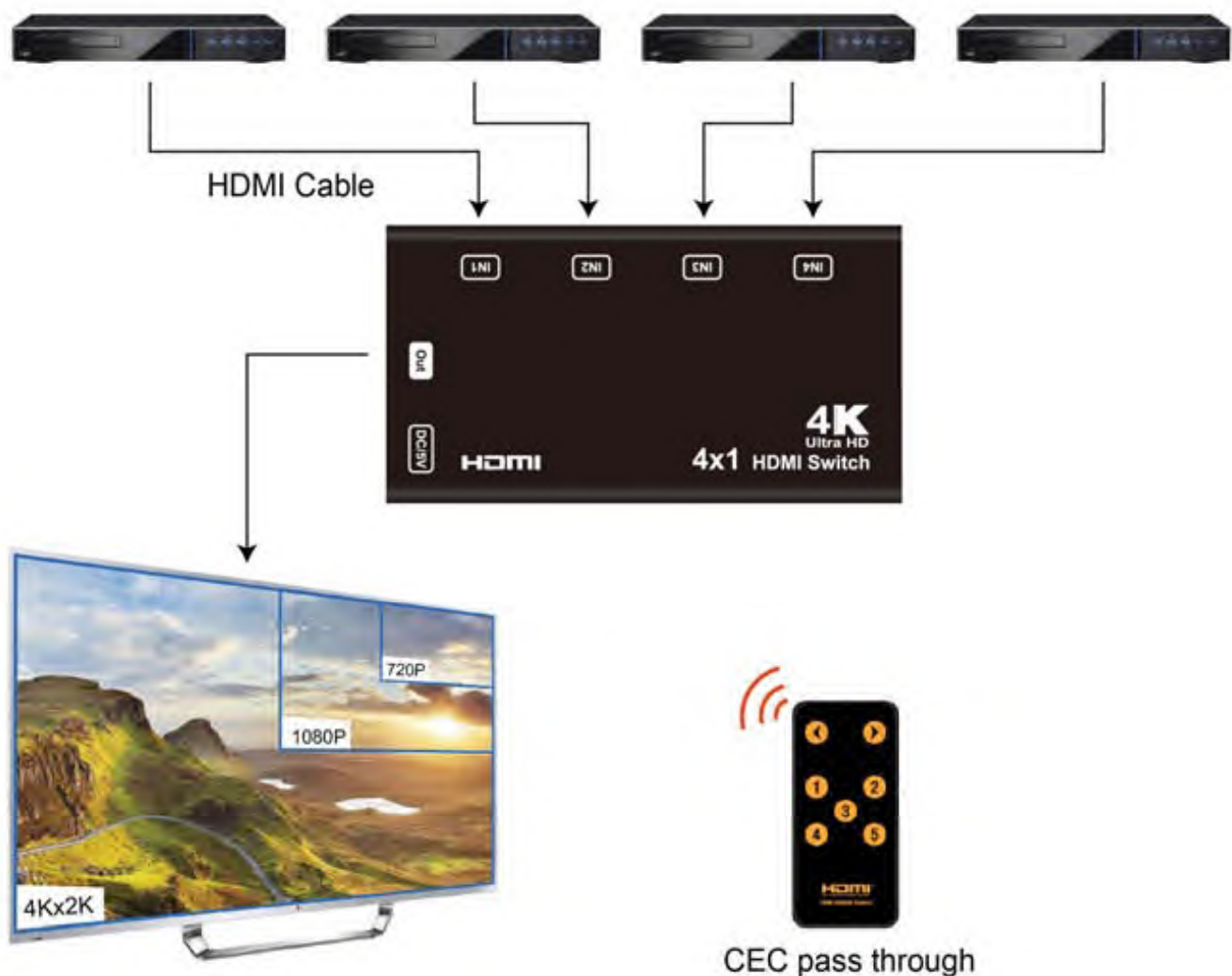


Note: Press button "5" you can see picture in picture on TV.
Please refer to Connection Diagram 2.

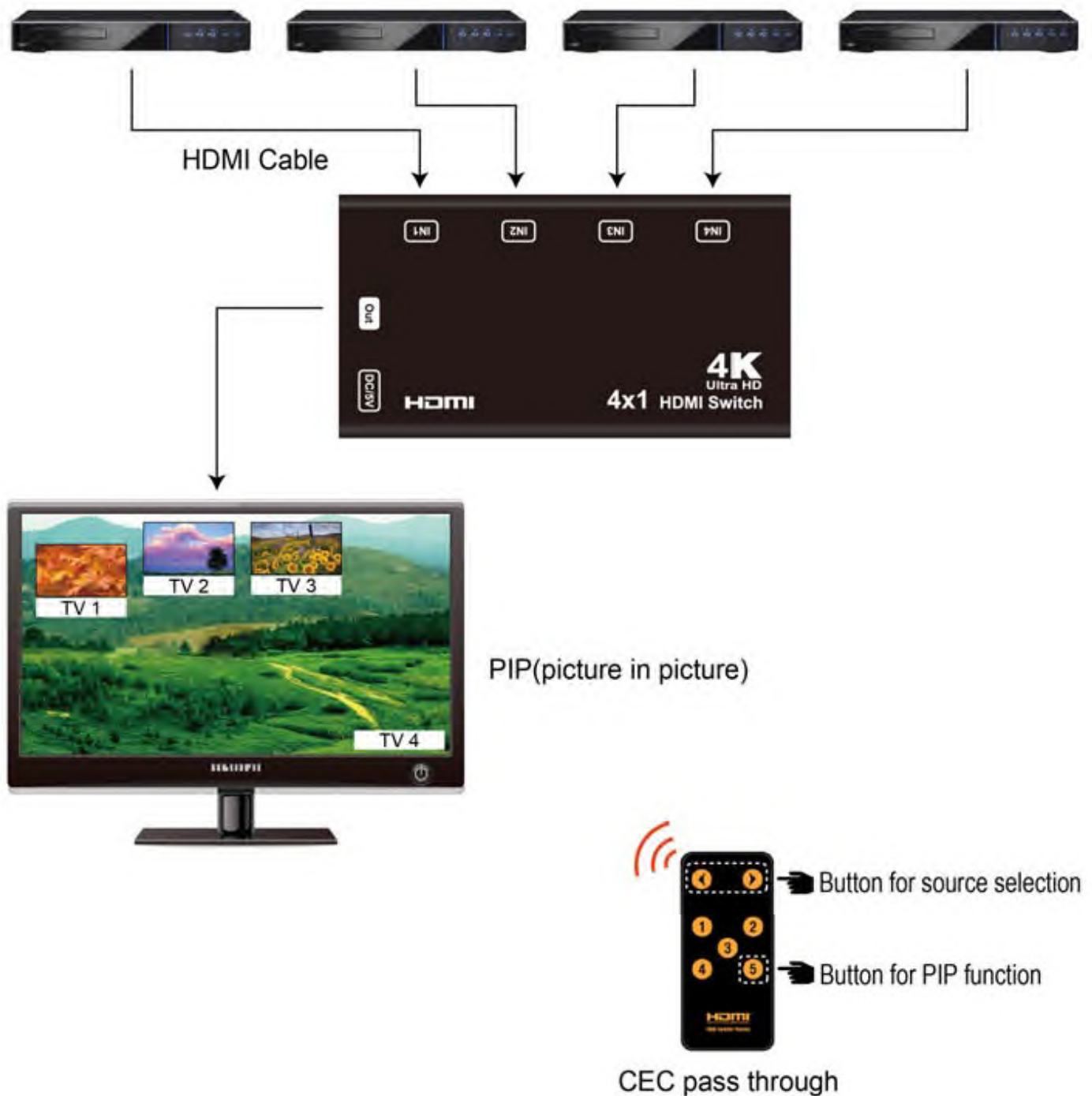
Connecting and operating



- 1) Connect the HDMI input sources into HDMI switch
- 2) Connect the HDMI switch with the display.
- 3) Power up all units, the switch, sources and displays.

Connection Diagram 1 (Support 4Kx2K)



Connection Diagram 2 (Support PIP)



- 1). Press button "5" , you can see picture in picture on TV. Press button  and  to select source, after you select one picture, you have to press button "5" again to show display.
- 2). PIP function only can support 1080p.

Safety information

safeguards



To reduce the risk of electric shock, do not expose this product to rain or moisture

PRODUCT SERVICE

- 1) **Damage requiring service:** The unit should be serviced by qualified service personnel if:
 - (a)The DC power supply cord or AC adaptor has been damaged;
 - (b)Objects or liquids have gotten into the unit;
 - (c)The unit has been exposed to rain;
 - (d)The unit does not operate normally or exhibits a marked change in performance;
 - (e)The unit has been dropped or the cabinet damaged.
- 2) **Servicing Personnel:** Do not attempt to service the unit beyond that described in these operating instructions. Refer all other servicing to authorized servicing personnel.
- 3) **Replacement parts:** When parts need replacing ensure the servicer uses parts specified by the manufacturer or parts that have the same characteristics as the original parts. Unauthorized substitutes may result in fire, electric shock, or other hazards.
- 4) **Safety check:** After repairs or service, ask the servicer to perform safety checks to confirm that the unit is in proper working condition.

WARRANTY

If your product does not work properly because of a defect in materials or workmanship, our Company (referred to as "the warrantor") will , for the length of the period indicated as below, **(Parts(2)Year ,Labor(90) Days)** which starts with the date of original purchase ("Limited Warranty period"), at its option either(a) repair your product with new or refurbished parts, or (b) replace it with a new of a refurbished product. The decision to repair or replace will be made by the warrantor.

During the "Labor" Limited Warranty period there will be no charge for labor.

During the "Parts" warranty period, there will be no charge for parts. You must mail-in your product during the warranty period. This Limited Warranty is extended only to the original purchaser and only covers product purchased as new. A purchase receipt or other proof of original purchase date is required for Limited Warranty service.

Mail-In Service

When shipping the unit carefully pack and send it prepaid, adequately insured and preferably in the original carton. Include a letter detailing the complaint and provide a day time phone and/or email address where you can be reached.

LIMITED WARRANTY LIMITS AND EXCLUSIONS

1) This Limited Warranty ONLY COVERS failures due to defects in materials or workmanship, and DOES NOT COVER normal wear and tear or cosmetic damage. The Limited Warranty ALSO DOES NOT COVER damages which occurred in shipment, or failures which are caused by products not supplied by warrantor, or failures which result from accidents, misuse, abuse, neglect, mishandling, misapplication, alteration, faulty installation, set-up adjustments, misadjustment of consumer controls, improper maintenance, power line surge, lightning damage, modification, or service by anyone other than a Factory Service center or other Authorized Servicer, or damage that is attributable to acts of God.

2) THERE ARE NO EXPRESS WARRANTIES EXCEPT AS LISTED UNDER "LIMITED WARRANTY COVERAGE". THE WARRANTOR IS NOT LIABLE FOR INCIDENTAL OR CONSEQUENTIAL DAMAGES RESULTING FROM THE USE OF THIS PRODUCT, OR ARISING OUT OF ANY BREACH OF THIS WARRANTY. (As examples, this excludes damages for lost time, cost of having someone remove or re-install an installed unit if applicable, travel to and from the service, loss of or damage to media or images, data or other recorded content. The items listed are not exclusive, but are for illustration only.)

3) PARTS AND SERVICE, WHICH ARE NOT COVERED BY THIS LIMITED WARRANTY, ARE YOUR RESPONSIBILITY.