



## Day / Night Sensor

### DNS25

## Instruction

The DNS25 Day/Night Sensor can automatically turn on or off lights at dusk and dawn. It is not only convenient but also practical; it can control the lighting loads by working only at night. Examples of use are street lights, office lights, warehouse and factory lights, garden lights, etc.

#### SPECIFICATION

Power source: 220V – 240V/AC

Rated Current: 25A

Working Temperature: -20° to +40 °

Power Frequency: 50Hz

Ambient Light: <5LUX to 50 LUX(adjustable)

Working Humidity: <93%RH

#### INSTALLATION

- To Install the DNS25 to a flat surface, connect the plastic bracket to the photocell's main body as indicated in Figure A. For pole mounting a gland or conduit connector can be screwed into the base of the sensor.
- Ensure the DNS25 is installed above the light fitting as indicated in the diagram.

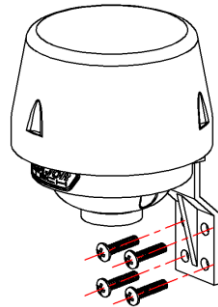
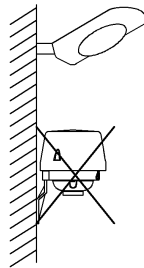
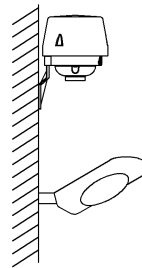


Figure A



Incorrect



Correct

- Ensure power is switch off.
- Connect the wires as per the wiring diagram.

L - Live in

N - Neutral In

A - Output to Lamp (Load)

#### TEST

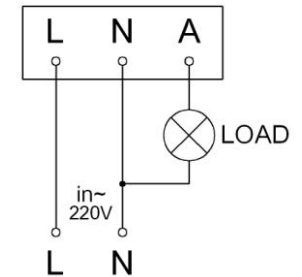
- Switch on the power.
- Place the enclosed black plastic bag in the packing over the opaque (white) cover
- With the bag covering the photocell which is situated under the opaque (white) cover, thus simulating darkness, this then automatically turns the lamp on.
- When the bag is removed from the opaque cover, it turns the lamp off automatically.

#### NOTE

- In order for natural light control the photocell, there should be no obstruction in front of the opaque (white) cover
- No moving or swaying objects must be in front of the photocell.

**Note: On and off levels can be set with the adjustable LUX knob which can adjust the light intensity to which the photocell will operate. When you turn LUX knob clockwise to (-) position, the LUX can be set to less than 5LUX, when turning LUX knob anticlockwise to (+) position, the LUX can be set to a maximum of 50LUX.**

#### WIRING DIAGRAM



#### MAJOR TECH (PTY) LTD

P O Box 888 Isando, 1600 South Africa

Tel: +27 11 822 1551

Fax: +27 11 822 1411

E-mail: [sales@major-tech.com](mailto:sales@major-tech.com)

Website: [www.major-tech.com](http://www.major-tech.com)

