


Set (time, On, Off, Alarm on/off)

P.M. indication in 12h mode

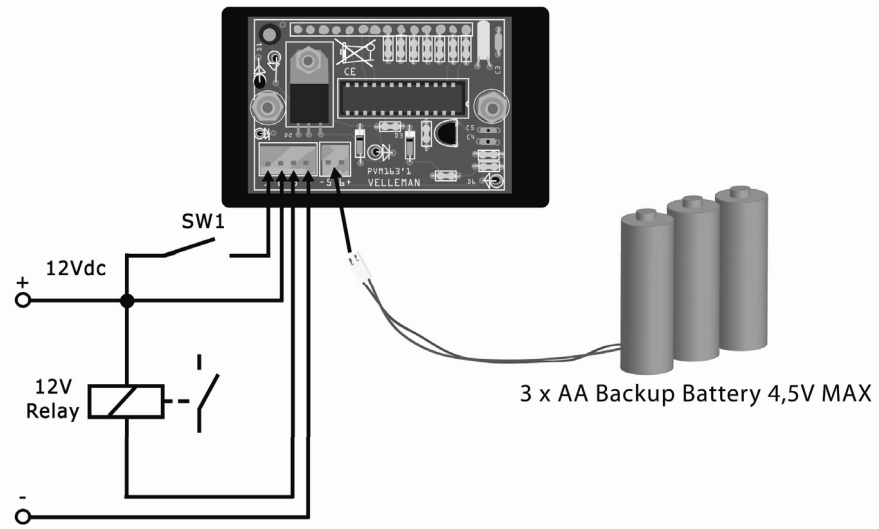
Automatic alarm output ON



Output on/off

	Menu - menü - menú		Up - omhoog - monte - steigen - subir *
	Down - omlaag - descendre - senken - bajar		Enter - bevestigen - confirmer - bestätigen - confirmar

Scroll fastup - Snel naar boven scrollen - Défilement rapide vers le haut - Schnell nach oben scrollen - Desplazamiento rápido hacia arriba



SW1: "DISPLAY BLANK" when open

**4,5V Max. backup battery**  
use our battery holder BH331D

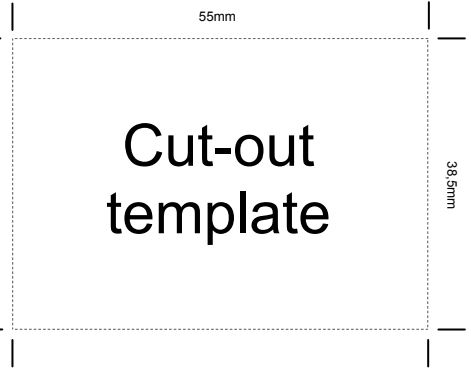
4 Yellow - Geel - Jaune - Gelb - Gul - Keltainen - Amarillo - Amarelo - Giallo

3 Orange - Oranje - Oranssi - Naranjado - Laranja - Aranciato

2 Red - Rood - Rouge - Rot - Röd - Punainen - Rojo - Encarnado - Rosso

1 Brown - Bruin - Braun - Brun - Ruskea - Marrón - Castanho - Marrone

- +12V display on.
- +12V power.
- Open collector output (Max. 24V /100mA)
- GND
- backup batt. -
- backup batt. +



# Cut-out template

Menu : set time 12:34

↓

Menu : Output on time (24h clock)

↓

Menu : Output off time (24h clock)

↓

Menu : Automatic alarm output Y/N

**When time is displayed - Indien het uur wordt weergegeven - Lorsque l'heure est affichée - Wenn die Uhr angezeigt wird - Si se visualiza la hora.**

Display seconds

Output manual: on/off

**Change time display to 12h - Stel in op 12-uurs tijdweergave - Modifiez l'affichage de l'heure au format 12h - Stellen Sie die Uhranzeige auf 12Std.- Format - Modifique la visualización de la hora al formato 12h**

keep pressed while power up.