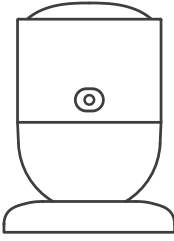


Pre-Use Instructions



SNZB-06P
Zigbee Human Presence Sensor

SNZB-06P emits 5.8GHz FMCW and CW radio waves into the detection area, and processes the reflected radio waves from targets within the area through signal conversion and algorithms. It can detect targets with fluctuations as low as 1mm or speeds as low as 3mm/s. Most human respiratory movements and minor body motions have fluctuations greater than 1mm or speeds greater than 3mm/s, allowing it to sensitively identify the presence of a human body. Additionally, all moving objects can be detected, and if the vibration frequency or harmonic frequency of an object, invisible to the human eye, falls within the range of human respiratory frequencies, it may be observed by the sensor, leading to false detection of "human presence."

Due to its high sensitivity and limitations in detection principles, this instruction will list some common scenarios that may cause false detections.



False Detection Scenarios

1



Running air conditioners, washers, fans

2



Curtains and green plants swayed by the wind

3



Ventilation ducts, fire ducts, drainage pipes

4



Pets

5



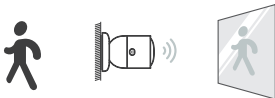
Running robot vacuum

6



Penetrating through walls, detecting people, moving objects in adjacent rooms or outdoors

7



Due to microwave reflection, detecting people, moving objects behind the sensor

8



Several human presence sensors interfere with each other



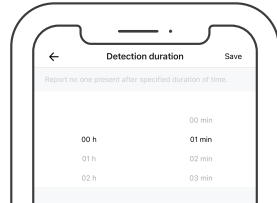
When a false trigger occurs, the following measures can be taken for optimization and debugging

1



Inspect the environment, identify and eliminate sources of interference, or adjust the device installation location away from sources of interference.

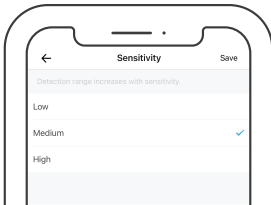
2



Extend detection duration

3

Reduce device sensitivity



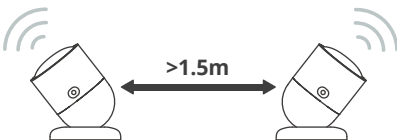
Use the eWeLink App



Double press the device button

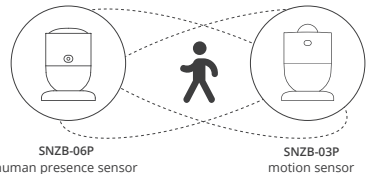
- The indicator light slowly flashes once, switches to low sensitivity, and the detection distance is 2.5m
- The indicator light slowly flashes twice, switches to medium sensitivity, and the detection distance is 3.5m
- The indicator light slowly flashes three times, switches to high sensitivity, and the detection distance is 4m

4



If there are several human presence sensors, try to keep them away from each other. Pay attention to align them in the same direction or opposite directions, avoid direct irradiation between modules. Maintain a distance of at least 1.5m between sensors.

5



When the interference source cannot be eliminated, you can use it in conjunction with a motion sensor to partially exclude non-biological interference sources (such as fans, washers, robot vacuum, etc.). Example: "If the motion sensor detects motion and the human presence sensor detects presence, turn on the desk lamp."