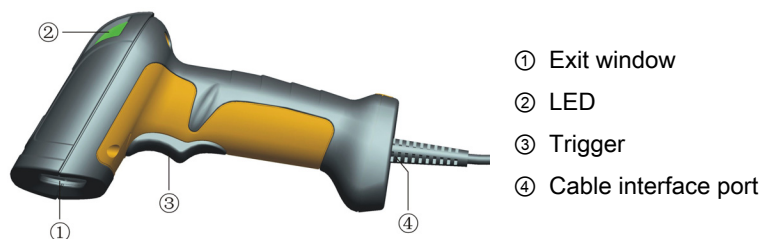


## MD5 series barcode scanner quick guide

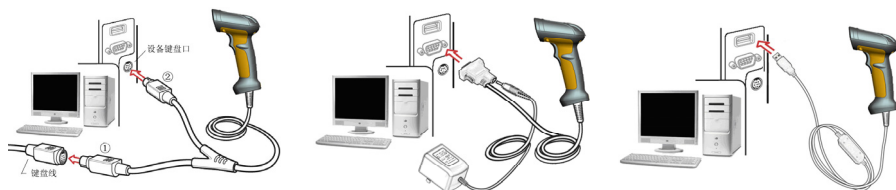
- ☞ A standard packing includes a scanner, a PS2 cable and a CD (or a user manual).
- ☞ Accessories include a RS232 cable, a 5V adaptor and a USB cable.
- ☞ Use dry and soft cloth to clean the handheld unit and the base unit.

### Parts of the scanner



### Installing the cable

1. Switch off the host;
2. Refer to the below pictures, connect the host with the scanner based on different cables;
3. Ensure that all connections are secure;
4. Switch on the host system. If installation is successful, the beeper will beep and LED will light.



PS2 cables

RS232 cables

USB cable

### Special setting

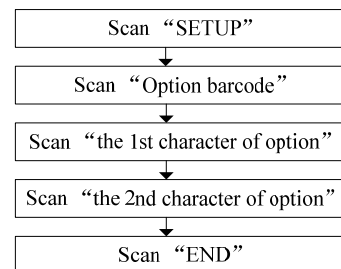


Default value initialization



Firmware version list

### Programming instruction and example



Example: to set Flow control to be XON/XOFF.