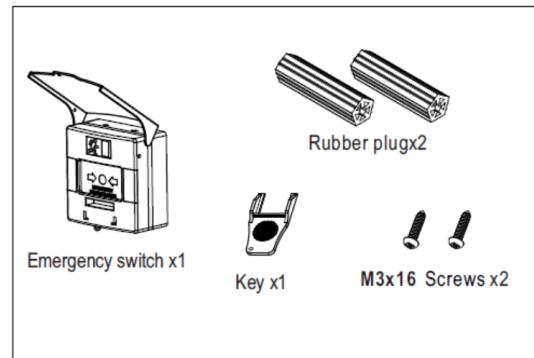


Resetable Switch Call Point Installation Manual

Features

1. Case has a variety of colors to select.
2. Resetable design, obvious indicators around the edges of the unit.
3. Press the pressing plate to enable the output function.
4. Pressing plate with status shown.
5. Reversionary key with non-slip design.
6. Built-in buzzer status to set as silent, interval wailing or continuous wailing. Volume is adjustable.
7. Input power range from DC12-24V (depending on the model) to connect with all types of fire alarm system.
8. Easy to assemble, outer case without screws, 3 set of output points to connect other equipment, embedded or surface installations to select.

Accessories

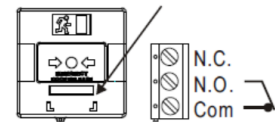


Specifications

Item	Mode	Note
Power supply	DC 12V~DC 24V	± 5%
Operation Current	DC 12V/18mA(Standby)/ 75mA(Operation)	± 5%
	DC 24V/11mA(Standby)/ 41mA(Operation)	± 5%
Buzzer	Set as silent, interval wailing or continuous wailing	
Indicator	Dual-color(red and green) Red indicator to set blinking, off or on	
Output	N.O. 、N.C. & COM. Output (Maximum load of 125V/3A)	
Weight	210g	
Dimensions	90mm(L)×93mm(W)×45mm(H)	
Material	ABS, PC (transparent part)	

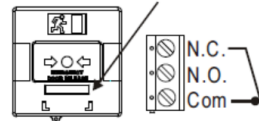
【Standby】

Status display : Green

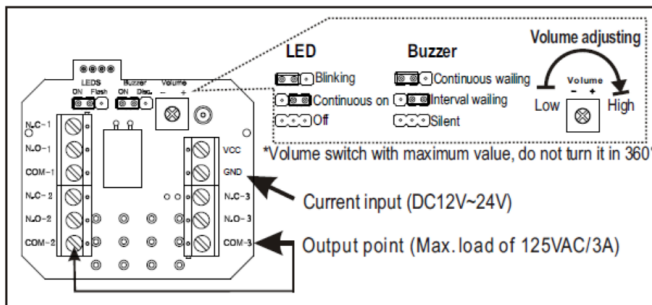


【Operation】

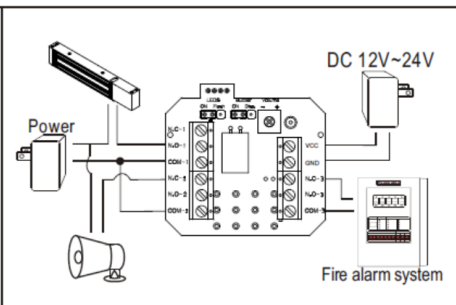
Status display : Red



Connections



Wiring Diagram



Attention before installation

⚠ Please press the pressing plate to make sure the states turns red before opening the front and middle covers in order to prevent the spring being popped out.

① Press

▲ Fixed holes embedded box as 60mm.

▲ Restricted terminal's aperture shown below.