

## VGA TO VIDEO USER'S MANUAL

### VIDEO CONVERTER VGA TO VIDEO

The whole family shares one computer ,watching movies and playing games on the internet

The popularization of computers brings great conveniences for people's work and life. Maybe at one certain occasion you need to change the VGA signals into Video/S video signals. The movies you downloaded from the internet can be entirely combined to the family cinema, and you can easily experience cinema effect. You also can demonstrate the BRM need to be presented to the audience through the large-screen TV ...

Video Converter can easily help you to realize the conversion of VGA signals into Video/S video signals.

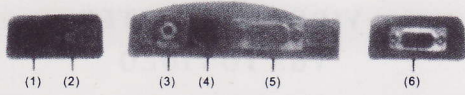
#### Performance Characteristics:

- ◆ One input of VGA signals, one output of VGA signals.
- ◆ One output of Video ,one out put of S Video'
- ◆ One ACPI of 5V
- ◆ Resolutions of VGA signals:640\*480, 800\*600,1024\*768,1280\*1024(up to 85Hz) .....1920\*1080,1600\*1200,2560\*1600 (cover the all VGA resolution less than WQXGA)
- ◆ At the same time ,output the VGA\VIDEO\S-VIDEO signals.
- ◆ show simultaneously pictures on the monitor and TV
- ◆ Support the systems below:

The TV systems of NTSC(Taiwan and USA),NTSC-EIAJ(Japan),PAL(EURO, China)PAL M(Brazil),PAL-N(Uruguay Paraguay)

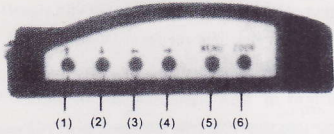
- ◆ Support the OVERSCAN and UNDERSCAN display mode.
- ◆ Convenient to carry because it is light,thin,short and small
- ◆ Volume: 110mm(length)x56mm(width)x36mm(height)

**Explanation of Interface:**



name	Explanation
(1)DC 5V	connect to USB Interface
(2)SYSTEM adjuster	Adjust PAL/NTSC system
(3)Video Out	connect to TV or VCR
(4)S Video Out	connect to TV or VCR
(5)VGA Out	connect to monitor
(6)VGA In	connect to AGP(Accelerated Graphics Port)

**Functions of keystrokes:**



name	Explanation
(1)(2)(3)(4)	The four keystrokes are up,down,left,right,and they can adjust the positions of AV Pictures
(5)MENU	Menu, press once appearing OSD menu ; long press for 3 seconds will reset
(6)ZOOM	Amplify key, press once , amplify the pictures; Press again,reset.

2

**System requirements:**

- ★ support PC and MAC computers
- ★ no need to install Device Driver , plug and play

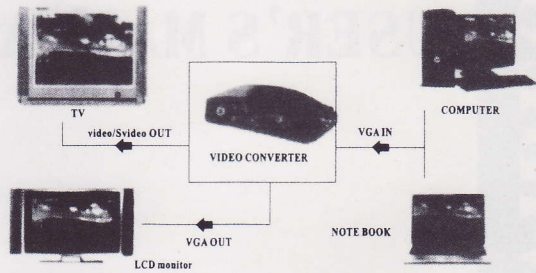
**Packing accessories:**

Name of accessories	quantity	remarks
AV Cable	one	--
VGA Cable	one	--
S video Cable	one	--
Introduction of products	one copy	--
Host of converter	one	--
USB Cable	one	Power supply

**OSD Menu:**

- HSIZE •
- VSIZE •
- BRIGHTNESS •
- CONTRAST •
- HUE •
- SATURATION •
- SHARPNESS •
- OSD BACKGROUND •
- •

**Schematic diagram of connection:**



3